

cra'ster

2024 COLLECTION



Intelligent Design Exceptional Experiences

Craster’s mission is to create beautiful, intelligently-designed products that surprise and delight, enabling hotels, restaurants and event spaces to deliver exceptional customer experiences in the current dynamic hospitality environment.

“Quality of experience has always been the currency of hospitality. At Craster, we want every moment a guest has in the company of our material to be full of pleasure and authenticity.

As I reflect on Craster’s three decades of innovation, I am often humbled by voices of hospitality leaders who remark on the trays they still use and their favourite Craster pieces from bygone collections. In an increasingly ecologically-minded world, I find solace in knowing that we have a long lifespan, both in the industry’s hearts and in their kitchens.

I want to thank our clients and partners, longstanding and new, for their collaboration. Our shared purpose is to create beautiful, intelligent, systems-led solutions that enable the world’s best hospitality brands to deliver exceptional and authentic guest experiences. It has been my great pleasure to work alongside our hospitality customers and our exceptional design team to create the Craster 2024 collection.”

— Alex Craster

Design Studio

- 4 Space Curation
- 5 Product Design

Food & Beverage

BUFFET	TABLE TOP	IN-ROOM DINING
9 Flow	104 Boards	117 Trays
Furniture	111 Pots	119 Folding Tray Table
45 Fare	113 Shaker	120 Wave Tray
55 Stak		121 Trolleys
61 Tilt		
80 Porcelain		
83 Alto		
89 Rustic		
93 Patisserie		
101 Olive Wood		

Conference & Events

TABLES
125 Line
141 Link
149 Rise

Bedroom

- 159 Tea Service
- 160 Amenities Presentation
- 162 Luggage Racks
- 163 Shaker Bins and Storage

Key

- Denotes 'Gold' product: we aim to hold stock on all Gold products in our warehouses to cover regular orders of these popular products

Please note all of our products are NOT dishwasher safe unless specified otherwise

Craster Design Studio

Craster Design Studio is a team of experienced industrial and interior designers and developers. We focus on product creation and space curation for the hospitality industry.

The studio is borne out of collaborations with hospitality professionals, operators and interior architects with the intent to create innovative and intelligent solutions. We derive our inspiration from the collaboration itself, the quality of materials, best practice design methodologies and achieving functional excellence.



Discover More

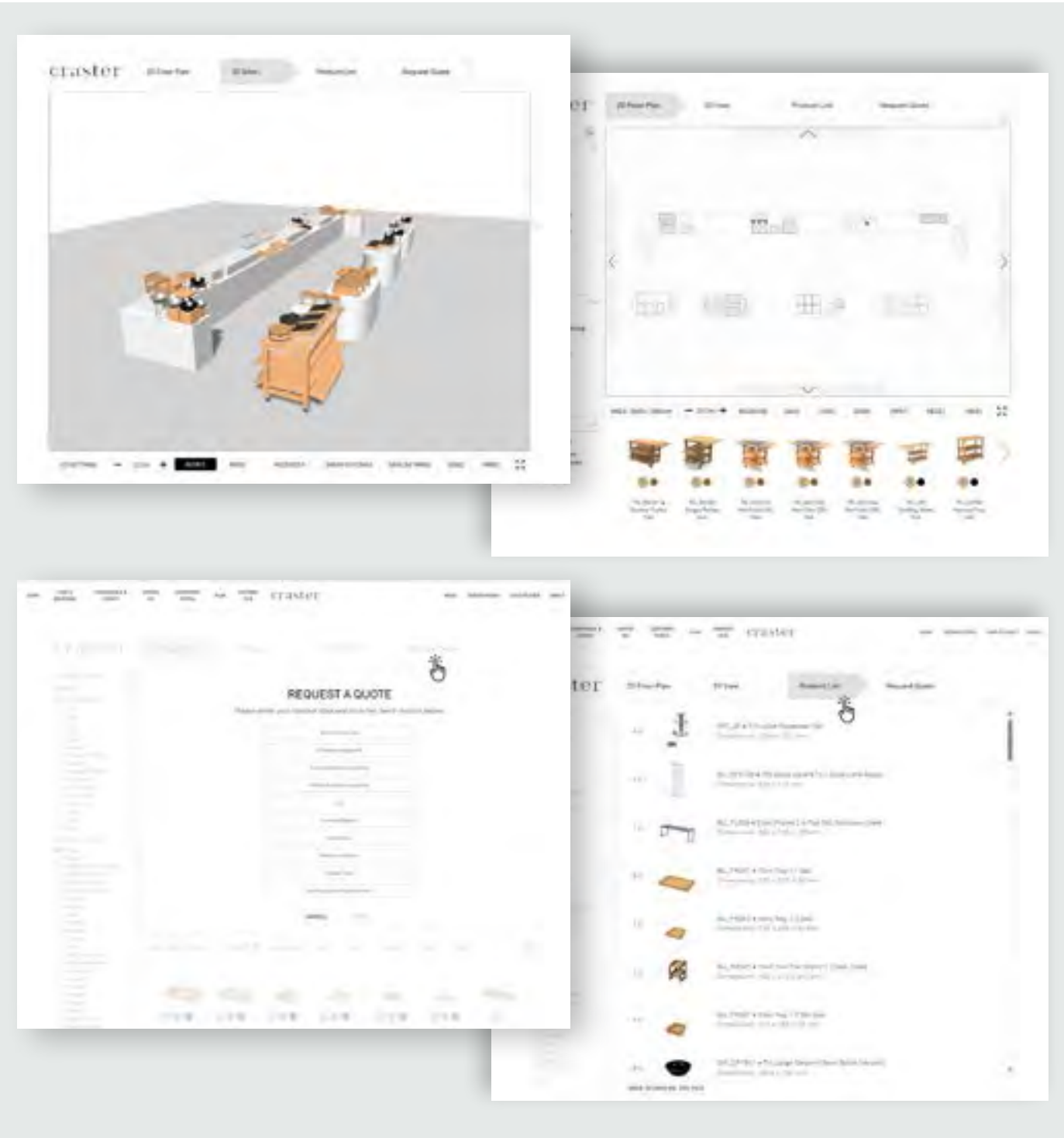


PLAN Space Curation

PLAN VISUAL MERCHANDISER AND SPACE PLANNING SERVICE

The Craster PLAN Service offers the ability to curate Craster product in real time, with 2D and 3D interior layout tools to help you choreograph guest circulation and public spaces. Craster PLAN Service is available through our talented team and offers easy set up and reconfiguration for F&B buffet displays. Conference and event space curation with furniture setup is also available.

Contact your Craster representative to discuss your project with PLAN.



Product Design

COMBINING CLIENT COLLABORATION & BESPOKE MANUFACTURING

In the fast-evolving landscape of premium hospitality, the best brands compete to deliver truly unique guest experiences. We help our clients to navigate a dynamic hospitality market and differentiate themselves by creating products that deliver experiential moments that stand out. Contact your Craster representative to discover more about bespoke product creation.



Food & Beverage

BUFFET



Flow

Flow is a versatile, modular display system crafted around a gastronorm footprint, offering solutions for ambient, hot and cold cuisine presentation.

Flow consists of stackable trays, trolleys, stands, protective lids and liners and heating/cooling units available in white-washed or black lacquered ash, natural oak or natural walnut. Plinth tops are available in minimalist clear or smoked grey glass and luxurious white, green or grey marble. Frames come in stainless or black powdercoated steel.

The Flow Range's interchangeable and stackable components offer versatility to tailor your display and allow for efficient replenishment between front and back-of-house, with new innovations regularly being added. Each stackable tray is ideal as part of a large cuisine presentation or can be selected for hygienic, discrete single-serve, offering unprecedented sustainability across dining options.

Watch the Video

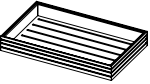





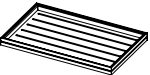










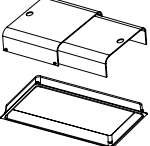

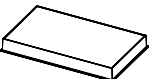








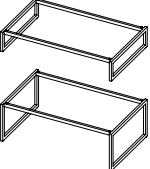
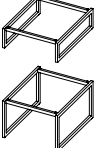
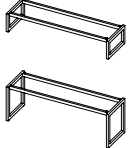


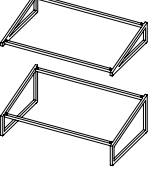
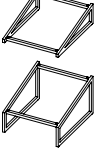





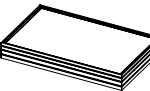





How to create your buffet with Flow

The Flow Range is crafted around a gastronorm footprint, enabling you to create a custom display.

To build a display, simply select a gastronorm size, a frame (flat or angled) and a top (deep or shallow trays or flat plinths).

Heating and cooling units, label holders, sliding lids and lid liners allow for ambient, hot and cold services. Our Flow Range comes in four different colours including white-washed, black lacquered, natural oak or natural walnut.

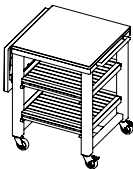
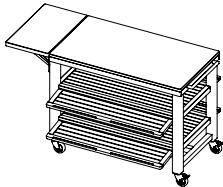
Gastronorm sizes						Material	
	1.1	1.2	1.4	2.4	3.9		
	530 × 325 mm 20.8 × 12.7 in	325 × 265 mm 12.7 × 10.4 in	265 × 162 mm 10.4 × 6.3 in	530 × 162 mm 20.8 × 6.3 in	530 × 108 mm 20.8 × 4.2 in		
Tall Tray							 White-Washed Black Lacquered
Tray							 White-Washed Black Lacquered
Bread Boxes							
Lids							
Plinth							 White Marble Grey Marble Clear Glass Black Glass Green Marble
Flat Frame							
Angled Frame							
Heating Unit							 Black Lacquered
Cooling Systems							 White-Washed Black Lacquered

Sizes

Double

Compatible with 1.1

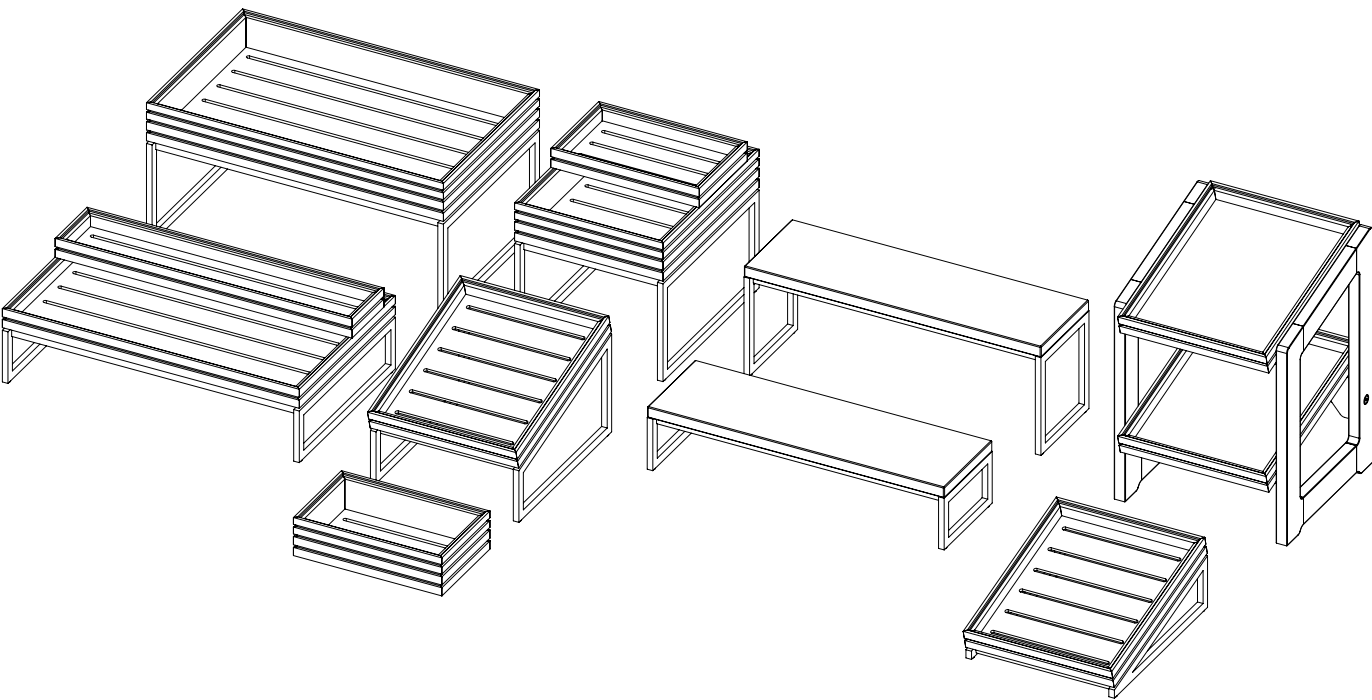
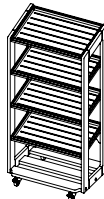
Trolley / Hot and Cold Trolley



Compatible with 1.1

Compatible with 1.2

Stand














• Denotes 'Gold' product

Flow Oak Trays

A classic material used worldwide, Craster is renowned for providing expertly-crafted, beautiful Flow trays using fine European oak. Designed for quick changeover, each Flow gastronorm tray can be easily transferred from back of house and incorporated into Flow stands and trolleys as part of a display, or used alone for single-serve.

			
Flow Tall Oak 1.1 Tray	Flow Oak 1.1 Tray	Flow Tall Oak 1.2 Tray	Flow Oak 1.2 Tray
BU_FR006 •	BU_FR001 •	BU_FR007 •	BU_FR002 •
Mat Oak, Oiled	Mat Oak, Oiled	Mat Oak, Oiled	Mat Oak, Oiled
Dim 530 × 325 × 75 mm 20.8 × 12.7 × 2.9 in	Dim 530 × 325 × 40 mm 20.8 × 12.7 × 1.5 in	Dim 325 × 265 × 75 mm 12.7 × 10.4 × 2.9 in	Dim 325 × 265 × 40 mm 12.7 × 10.4 × 1.5 in
MOQ 1	MOQ 1	MOQ 1	MOQ 1
Note Compatible with all 1.1 products	Note Compatible with all 1.1 products	Note Compatible with all 1.2 products	Note Compatible with all 1.2 products
			
Flow Tall Oak 1.4 Tray	Flow Oak 1.4 Tray	Flow Tall Oak 2.4 Tray	Flow Oak 2.4 Tray
BU_FR008 •	BU_FR003 •	BU_FR022 •	BU_FR004 •
Mat Oak, Oiled	Mat Oak, Oiled	Mat Oak, Oiled	Mat Oak, Oiled
Dim 265 × 162 × 75 mm 10.4 × 6.3 × 2.9 in	Dim 265 × 162 × 40 mm 10.4 × 6.3 × 1.5 in	Dim 530 × 162 × 75 mm 20.8 × 6.3 × 2.9 in	Dim 530 × 162 × 40 mm 20.8 × 6.3 × 1.5 in
MOQ 1	MOQ 1	MOQ 1	MOQ 1
		Note Compatible with all 2.4 products	Note Compatible with all 2.4 products
			
Flow Oak 3.9 Tray			
BU_FR005			
Mat Oak, Oiled			
Dim 530 × 108 × 40 mm 20.8 × 4.2 × 1.5 in			
MOQ 1			



• Denotes 'Gold' product

Flow Oak Plinths & Stands

Flow plinths and stands rendered in fine oak add to the flexibility of the Flow modular system.



Flow Oak 1.1 Crumb Catcher

BU_BR001 •
Mat Oak, Oiled
Dim 530 × 325 × 35 mm
20.8 × 12.7 × 1.3 in
MOQ 1



Flow Oak 1.1 Plinth

BU_FT0035
Mat Oak, Oiled
Dim 530 × 325 × 20 mm
20.8 × 12.7 × 0.7 in
MOQ 1
Note Compatible with all 1.1 products



Flow Oak 1.2 Plinth

BU_FT0036
Mat Oak, Oiled
Dim 265 × 325 × 20 mm
10.4 × 12.8 × 0.7 in
MOQ 1
Note Compatible with all 1.2 products



Flow Oak 2.4 Plinth

BU_FT0037
Mat Oak, Oiled
Dim 530 × 162 × 20 mm
20.8 × 6.3 × 0.7 in
MOQ 1
Note Compatible with all 2.4 products



Flow Five-Tier Oak Stand

BU_RS004
Mat Oak, Oiled
Dim 574 × 400 × 1459 mm
22.6 × 15.7 × 57.4 in
MOQ 1
Note Includes 5 × BU_FR001 Trays
Assembly required



Flow Four-Tier Oak Stand

BU_RS003
Mat Oak, Oiled
Dim 574 × 400 × 1197 mm
22.6 × 15.7 × 47.1 in
MOQ 1
Note Includes 4 × BU_FR001 Trays
Assembly required



Flow Oak 1.1 Two-Tier Stand

BU_RS002 •
Mat Oak, Oiled
Dim 574 × 323 × 441 mm
22.6 × 12.7 × 17.4 in
MOQ 1
Note Includes 2 × BU_FR001 Trays
Assembly required



Flow Oak 1.2 Two-Tier Stand




BU_RS001 •
Mat Oak, Oiled
Dim 309 × 323 × 441 mm
12.1 × 9.1 × 17.4 in
MOQ 1
Note Includes 2 × BU_FR002 Trays
Assembly required



• Denotes 'Gold' product

Flow Walnut Trays, Plinths & Stands

The sumptuous grain of North American walnut has been a hallmark of fine dining institutions for centuries. Designed for quick changeover, each Flow gastronorm tray and plinth can be easily transferred from back of house and incorporated into Flow stands and trolleys as part of a display or used discretely for single-serve.

			
Flow Tall Walnut 1.1 Tray	Flow Walnut 1.1 Tray	Flow Tall Walnut 1.2 Tray	Flow Walnut 1.2 Tray
BU_FF014 •	BU_FF011 •	BU_FF015 •	BU_FF012 •
Mat Walnut, Lacquered	Mat Walnut, Lacquered	Mat Walnut, Lacquered	Mat Walnut, Lacquered
Dim 530 × 325 × 75 mm 20.8 × 12.7 × 2.9 in	Dim 530 × 325 × 40 mm 20.8 × 12.7 × 1.5 in	Dim 325 × 265 × 75 mm 12.7 × 10.4 × 2.9 in	Dim 325 × 265 × 40 mm 12.7 × 10.4 × 1.5 in
MOQ 1	MOQ 1	MOQ 1	MOQ 1
Note Compatible with all 1.1 products	Note Compatible with all 1.1 products	Note Compatible with all 1.2 products	Note Compatible with all 1.2 products
			
Flow Tall Walnut 1.4 Tray	Flow Walnut 1.4 Tray	Flow Walnut 2.4 Tray	Flow Walnut 3.9 Tray
BU_FF018	BU_FF013	BU_FF016	BU_FF017
Mat Walnut, Lacquered	Mat Walnut, Lacquered	Mat Walnut, Lacquered	Mat Walnut, Lacquered
Dim 265 × 162 × 75 mm 10.4 × 6.3 × 2.9 in	Dim 265 × 162 × 40 mm 10.4 × 6.3 × 1.5 in	Dim 530 × 162 × 40 mm 20.8 × 6.3 × 1.5 in	Dim 530 × 108 × 40 mm 20.8 × 4.2 × 1.5 in
MOQ 1	MOQ 1	MOQ 1	MOQ 1
		Note Compatible with all 2.4 products	
			
Flow Walnut 1.1 Plinth	Flow Walnut 1.2 Plinth	Flow Walnut 2.4 Plinth	
BU_FT0030	BU_FT0031	BU_FT0032	
Mat Walnut, Oiled	Mat Walnut, Oiled	Mat Walnut, Oiled	
Dim 530 × 325 × 20 mm 20.8 × 12.7 × 0.7 in	Dim 265 × 325 × 20 mm 10.4 × 12.8 × 0.7 in	Dim 530 × 162 × 20 mm 20.8 × 6.3 × 0.7 in	
MOQ 1	MOQ 1	MOQ 1	
Note Compatible with all 1.1 products	Note Compatible with all 1.2 products	Note Compatible with all 2.4 products	
			
Flow Walnut 1.1 Two-Tier Stand	Flow Walnut 1.2 Two-Tier Stand	Flow Walnut 1.2 Two-Tier Stand	
BU_RS012 •	BU_RS011	BU_RS011	
Mat Walnut, Lacquered	Mat Walnut, Lacquered	Mat Walnut, Lacquered	
Dim 574 × 323 × 441 mm 22.6 × 12.7 × 17.4 in	Dim 309 × 323 × 441 mm 12.1 × 9.1 × 17.4 in	Dim 309 × 323 × 441 mm 12.1 × 9.1 × 17.4 in	
MOQ 1	MOQ 1	MOQ 1	
Note Includes 2 × BU_FF011 Trays Assembly required	Note Includes 2 × BU_FF012 Trays Assembly required	Note Includes 2 × BU_FF012 Trays Assembly required	

Flow Bento System

Curate delightful dining experiences with the modular Stacking Bento Boxes for meal and drinks delivery without single use plastics. Stacking Bento Boxes consolidate entire cuisine presentations for covered carriage and service to Bali beds, party villas or poolside loungers. Flow trays are a sustainable solution, transferring easily from Bento arrangements to full buffet setups with frames, trolleys and stands. Individual components to the Stacking Bento Box kits can fit seamlessly into the Flow system. Bespoke Bento Box designs are also available upon request.



Flow Bento Kit 1.2 Small Meal

SET_BBWSM
Mat Walnut, Lacquered
Dim 325 × 265 × 230 mm
12.8 × 10.4 × 9 in
MOQ 1
Note Components: 1 × BU_FF062, 2 × BU_FF066, 1 × BU_FC062



Flow Bento Kit 1.1 Meal

SET_BBWLM
Mat Walnut, Lacquered
Dim 530 × 325 × 230 mm
20.8 × 12.8 × 9 in
MOQ 1
Note Components: 1 × BU_FF061, 1 × BU_FC061, 1 × BU_FF062, 2 × BU_FF066



Flow 1.1 Bento Tray Lid

BU_FC061
Mat Walnut, Lacquered

BU_FC051
Mat Oak, Lacquered
Dim 530 × 325 × 20 mm
20.8 × 12.8 × 0.8 in
MOQ 1
Note Compatible with all 1.1 trays



Flow 1.2 Bento Tray Lid

BU_FC062
Mat Walnut, Lacquered

BU_FC052
Mat Oak, Lacquered
Dim 325 × 265 × 20 mm
12.8 × 10.4 × 0.8 in
MOQ 1
Note Compatible with all 1.2 trays




Flow 1.8 Bento Tray Lid

BU_FC066
Mat Walnut, Lacquered

BU_FC056
Mat Oak, Lacquered
Dim 325 × 132 × 20 mm
12.8 × 5.2 × 0.8 in
MOQ 1
Note Compatible with all 1.8 trays

Flow Bento System

Mix with lids and drop-in internal dividers to craft your Bento solution using existing Flow 1.1 and 1.2 Gastronorm trays.



Flow 1.1 Bento Tray

BU_FF061
Mat Walnut, Lacquer

BU_FF051
Mat Oak, Lacquered
Dim 530 × 325 × 110 mm
20.8 × 12.8 × 4.3 in
Int 504 × 299 × 90 mm
19.8 × 11.8 × 3.5 in
MOQ 1
Note Compatible with all 1.1 products



Flow 1.2 Bento Tray

BU_FF062
Mat Walnut, Lacquer

BU_FF052
Mat Oak, Lacquered
Dim 325 × 265 × 110 mm
12.8 × 10.4 × 4.3 in
Int 299 × 239 × 90mm
11.8 × 9.4 × 3.5 in
MOQ 1
Note Compatible with all 1.2 products



Flow 1.8 Bento Tray

BU_FF066
Mat Walnut, Lacquer

BU_FF056
Mat Oak, Lacquered
Dim 325 × 132 × 110 mm
12.8 × 5.2 × 4.3 in
Int 299 × 105 × 90mm
11.8 × 4.1 × 3.5 in
MOQ 1
Note Compatible with all 1.8 products



Flow 1.1 Grey Bento Lid

BU_BL011
Mat Grey Acrylic
Dim 310 × 515 × 4 mm
12.2 × 20.3 × 0.2 in
MOQ 1
Note Compatible with all Flow 1.1 Trays



Flow 1.2 Grey Bento Lid

BU_BL012
Mat Grey Acrylic
Dim 250 × 310 × 4 mm
9.8 × 12.2 × 0.2 in
MOQ 1
Note Compatible with all Flow 1.2 Trays



Flow 1.1 Black Bento Divider

BU_BD011
Mat Black, Lacquered
Dim 297 × 502 × 54 mm
11.7 × 19.8 × 2.1 in
MOQ 1
Note Compatible with all Flow Tall 1.1 Trays



Flow 1.2 Black Bento Divider

BU_BD021
Mat Black, Lacquered
Dim 237 × 297 × 54 mm
9.3 × 11.7 × 2.1 in
MOQ 1
Note Compatible with all Flow Tall 1.2 Trays

Watch the Video





• Denotes 'Gold' product

Flow White-Washed Trays & Stands

Illuminating and clarifying, white-washed ash Flow is perfect for an airy country brunch or summer setting. Designed for quick changeover, each Flow gastronorm tray can be easily transferred from back of house and incorporated into white-washed ash Flow stands.



Flow Tall White 1.1 Tray

BU_FR046

Mat

White-Washed, Lacquered

Dim

530 × 325 × 75 mm
20.8 × 12.7 × 2.9 in

MOQ

1

Note

Compatible with all 1.1 products



Flow White 1.1 Tray

BU_FR041

Mat

White-Washed, Lacquered

Dim

530 × 325 × 40 mm
20.8 × 12.7 × 1.5 in

MOQ

1

Note

Compatible with all 1.1 products



Flow Tall White 1.2 Tray

BU_FR047

Mat

White-Washed, Lacquered

Dim

325 × 265 × 75 mm
12.7 × 10.4 × 2.9 in

MOQ

1

Note

Compatible with all 1.2 products



Flow White 1.2 Tray

BU_FR042

Mat

White-Washed, Lacquered

Dim

325 × 265 × 40 mm
12.7 × 10.4 × 1.5 in

MOQ

1

Note

Compatible with all 1.2 products



Flow White 2.4 Tray

BU_FR044

Mat

White-Washed, Lacquered

Dim

530 × 162 × 40 mm
20.8 × 6.3 × 1.5 in

MOQ

1

Note

Compatible with all 2.4 products



Flow White 1.1 Two-Tier Stand

BU_RS042

Mat

White-Washed, Lacquered

Dim

574 × 323 × 441 mm
22.6 × 12.7 × 17.4 in

MOQ

1

Note

Includes 2 × BU_FR041 Trays
Assembly required



Flow White 1.2 Two-Tier Stand

BU_RS041

Mat

White-Washed, Lacquered

Dim

309 × 323 × 441 mm
12.1 × 9.1 × 17.4 in

MOQ

1

Note

Includes 2 × BU_FR042 Trays
Assembly required



• Denotes 'Gold' product

Flow Black Trays & Stands

Elegant and timeless, black lacquered ash Flow items are the perfect addition to elegant gastronomic presentations. Designed for quick changeover, each Flow gastronorm tray can be easily transferred from back of house and incorporated into black lacquered Flow stands.



Flow Tall Black 1.1 Tray

BU_FR036	
Mat	Black, Lacquered
Dim	530 × 325 × 75 mm 20.8 × 12.7 × 2.9 in
MOQ	1
Note	Compatible with all 1.1 products



Flow Black 1.1 Tray

BU_FR031	
Mat	Black, Lacquered
Dim	530 × 325 × 40 mm 20.8 × 12.7 × 1.5 in
MOQ	1
Note	Compatible with all 1.1 products



Flow Tall Black 1.2 Tray

BU_FR037 •	
Mat	Black, Lacquered
Dim	325 × 265 × 75 mm 12.7 × 10.4 × 2.9 in
MOQ	1
Note	Compatible with all 1.2 products



Flow Black 1.2 Tray

BU_FR032	
Mat	Black, Lacquered
Dim	325 × 265 × 40 mm 12.7 × 10.4 × 1.5 in
MOQ	1
Note	Compatible with all 1.2 products



Flow Tall Black 1.4 Tray

BU_FR038	
Mat	Black, Lacquered
Dim	265 × 162 × 75 mm 10.4 × 6.3 × 2.9 in
MOQ	1



Flow Black 1.4 Tray

BU_FR033	
Mat	Black, Lacquered
Dim	265 × 162 × 40 mm 10.4 × 6.3 × 1.5 in
MOQ	1



Flow Black 2.4 Tray

BU_FR034	
Mat	Black, Lacquered
Dim	530 × 162 × 40 mm 20.8 × 6.3 × 1.5 in
MOQ	1
Note	Compatible with all 2.4 products



Flow Black 1.1 Two-Tier Stand

BU_RS032	
Mat	Black, Lacquered
Dim	574 × 323 × 441 mm 22.6 × 12.7 × 17.4 in
MOQ	1
Note	Includes 2 × BU_FR031 Trays Assembly required





Flow Black 1.2 Two-Tier Stand

BU_RS031	
Mat	Black, Lacquered
Dim	309 × 323 × 441 mm 12.1 × 9.1 × 17.4 in
MOQ	1
Note	Includes 2 × BU_FR032 Trays Assembly required



Flow Bread Display

A stunning addition to the gastronorm Flow system, the new Bread Box is available for covered, hygienic presentation of breads and bakery goods for large buffets and displays. Available in 1.1 and 1.3 sizes, the new Bread Box is an ideal new addition to Flow buffets.

	
Flow Oak Single Bread Box	Flow Walnut Single Bread Box
BU_BD1ONL •	BU_BD1WNL
Mat Oak, Matt Lacquer and Acrylic	Mat Walnut, Lacquered and Acrylic
Dim 349 × 176 × 190mm 13.7 × 6.9 × 7.4 in	Dim 349 × 176 × 190mm 13.7 × 6.9 × 7.4 in
MOQ 1	MOQ 1
	
Flow Oak Triple Bread Box	Flow Walnut Triple Bread Box
BU_BD3ONL •	BU_BD3WNL
Mat Oak, Matt Lacquer and Acrylic	Mat Walnut, Lacquered and Acrylic
Dim 349 × 530 × 190mm 13.7 × 20.9 × 7.4 in	Dim 349 × 530 × 190mm 13.7 × 20.9 × 7.4 in
MOQ 1	MOQ 1

Flow Sliding Lid

Designed for intuitive use, the Flow Sliding Lid provides a sleek aesthetic alternative to standard gastronorm lift-up lids and is ideal for covered food presentation as part of a large display or single-serve. The lid has been carefully designed for single-handed use, providing easy access and a smooth self-serving experience. The Flow Sliding Lid is compatible with 1.1 Flow trays.



Flow Sliding Lid

BU_SL002 •

Mat Clear Acrylic

Open

Dim 526 × 335 × 96 mm
20.7 × 13.2 × 3.8 in

Closed


Dim 300 × 335 × 96 mm
11.8 × 13.2 × 3.8 in

MOQ 1

• Denotes 'Gold' product

Flow Tritan Lid Liner

Designed to offer a contemporary, glass like covered solution, the new Flow Tritan Lid Liners offer a premium guest experience for covered food presentation and wet food display in a dishwasher-safe and BPA-free material. Flow Lid Liners can be used as a lid or a liner, enabling Flow trays to carry fresh ice display for drinks or yogurt pots, or to transform trays into covered cuisine solutions. The Flow Tritan Lid Liner is compatible with 1.1 Tall and 1.2 Tall Flow trays as both a lid and a liner; use with 1.1 and 1.2 low trays as a lid only.



Flow Tritan Lid Liner 1.1

BU_TL1121 •

Mat Tritan (BPA-free plastic)

Dim 310 × 515 × 53 mm
12.2 × 20.3 × 2 in

MOQ 1

Note Compatible with 2 1.1 and 1.2 trays (as a lid)
Tall 1.1 and 1.2 trays (as a liner)
Dishwasher safe



Flow Tritan Lid Liner 1.2

BU_TL1221

Mat Tritan (BPA-free plastic)

Dim 250 × 310 × 53 mm
9.8 × 12.2 × 2 in

MOQ 1

Note Compatible with 2 1.1 and 1.2 trays (as a lid)
Tall 1.1 and 1.2 trays (as a liner)
Dishwasher safe



Flow Heating Unit

The Flow Heating Units are ideal for keeping food hot whilst on display, utilising ceramic heating element technology and offering an easily adjustable variable temperature control up to 140°C (284°F). With a solid black lacquered, natural oak or walnut base and slate-like composite surface, the Flow Heating Unit offers a unique aesthetic solution to keeping food warm. Compatible with 1.1 Flow frames.




		
Flow Oak Heating Unit	Flow Walnut Heating Unit	Flow Black Heating Unit
BU_FH2101	BU_FH2201	BU_FH2301
Note UK Plug, cable included	Note UK Plug, cable included	Note UK Plug, cable included
BU_FH2102	BU_FH2202	BU_FH2302
Note EU (2 pin) Plug, cable included	Note EU (2 pin) Plug, cable included	Note EU (2 pin) Plug, cable included
BU_FH2104	BU_FH2204	BU_FH2304
Note US Plug, cable included	Note US Plug, cable included	Note US Plug, cable included
Mat Oak, Dekton	Mat Walnut, Dekton	Mat Black Lacquered, Dekton
Dim 530 × 325 × 61 mm 20.8 × 12.8 × 2.4 in	Dim 530 × 325 × 61 mm 20.8 × 12.8 × 2.4 in	Dim 530 × 325 × 61 mm 20.8 × 12.8 × 2.4 in
MOQ 1	MOQ 1	MOQ 1



Flow Cooling Tray

The Flow Cold Cell Cooling Trays allow for elegant display of chilled gastronomy. Offering exceptional cooling performance over previous models, the new cold cell technology enables the food-safe slate presentation area to hold a temperature under 8C (46F) for up to four hours.

Available in white-washed, black lacquered, natural oak or natural walnut, the Flow Cold Cell Cooling Tray is compatible with 1.1 and 1.2 Flow frames.



Flow Oak 1.2 Cold Cell Cooling Tray

BU_FR0012

Mat Oak, Oiled

Dim 325 × 265 × 75 mm
12.8 × 10.4 × 3 in

MOQ 1



Flow Walnut 1.2 Cold Cell Cooling Tray

BU_FF1012

Mat Walnut, Lacquered

Dim 325 × 265 × 75 mm
12.8 × 10.4 × 3 in

MOQ 1



Flow White 1.2 Cold Cell Cooling Tray

BU_FR4012

Mat White-Washed, Lacquered

Dim 325 × 265 × 75 mm
12.8 × 10.4 × 3 in

MOQ 1



Flow Black 1.2 Cold Cell Cooling Tray

BU_FR3012

Mat Black, Lacquered

Dim 325 × 265 × 75 mm
12.8 × 10.4 × 3 in

MOQ 1



Flow Oak 1.1 Cold Cell Cooling Tray

BU_FR0011

Mat Oak, Oiled

Dim 530 × 325 × 75 mm
20.8 × 12.7 × 3 in

MOQ 1



Flow Walnut 1.1 Cold Cell Cooling Tray

BU_FF1011

Mat Walnut, Lacquered

Dim 530 × 325 × 75 mm
20.8 × 12.7 × 3 in

MOQ 1



Flow White 1.1 Cold Cell Cooling Tray

BU_FR4011

Mat White-Washed, Lacquered

Dim 530 × 325 × 75 mm
20.8 × 12.7 × 3 in

MOQ 1



Flow Black 1.1 Cold Cell Cooling Tray

BU_FR3011

Mat Black, Lacquered

Dim 530 × 325 × 75 mm
20.8 × 12.7 × 3 in

MOQ 1

Flow 1.2 Low Slate Insert

BU_FTL050

Mat Slate

Dim 298 × 238 × 6 mm
11.7 × 9.4 × 0.2in

MOQ 1

Flow 1.2 Cold Cell and Tray Liner Set

SET_CCCL

Mat Aluminium and Expanded Polypropylene

Dim 295 × 235 × 48 mm
10.2 × 7.9 × 1.7 in

MOQ 1



Previous editions of the Cooling Tray remain available while stock lasts.



Flow Oak 1.2 Slate Cooling Tray

BU_FR020

Mat Oak, Oiled

Dim 325 × 265 × 75 mm
12.8 × 10.4 × 3 in

MOQ 1



Flow Walnut 1.2 Slate Cooling Tray

BU_FF010

Mat Walnut, Lacquered

Dim 325 × 265 × 75 mm
12.8 × 10.4 × 3 in

MOQ 1



Flow White 1.2 Slate Cooling Tray

BU_FR040

Mat White-Washed, Lacquered

Dim 325 × 265 × 75 mm
12.8 × 10.4 × 3 in

MOQ 1



Flow Black 1.2 Slate Cooling Tray

BU_FR030

Mat Black, Lacquered

Dim 325 × 265 × 75 mm
12.8 × 10.4 × 3 in


MOQ 1



• Denotes 'Gold' product

Flow Glass & Marble Plinths

Flow plinth tops are available in minimalist clear or smoked grey glass and luxurious white, green or grey marble. Glass plinths are compatible with 1.1, 1.2, and 2.4 Flow frames. Marble plinths are compatible with 1.2 and 2.4 Flow frames.



Flow Glass 1.1 Plinth

BU_FT0010

Mat

Glass, Clear

BU_FT0040

Mat

Glass, Black

Dim


530 × 325 × 20 mm
20.8 × 12.7 × 0.7 in

MOQ

1

Note

Compatible with all 1.1 products



Flow Glass 1.2 Plinth

BU_FT0012

Mat

Glass, Clear

BU_FT0042

Mat

Glass, Black

Dim


265 × 325 × 20 mm
10.4 × 12.8 × 0.7 in

MOQ

1

Note

Compatible with all 1.2 products



Flow Glass 2.4 Plinth

BU_FT0011

Mat

Glass, Clear

BU_FT0041

Mat

Glass, Black

Dim


530 × 162 × 20 mm
20.8 × 6.3 × 0.7 in

MOQ

1

Note

Compatible with all 2.4 products



Flow Marble 1.2 Plinth

BU_FT0022 •

Mat

Marble, White

BU_FT0062

Mat

Marble, Grey

Dim

265 × 325 × 20 mm
10.4 × 12.8 × 0.7 in

MOQ

1

Note

Compatible with all 1.2 frames

BU_FT0072

Mat

Marble, Verde Guatemala

Dim


265 × 325 × 20 mm
10.4 × 12.8 × 0.7 in

MOQ

1

Note

Compatible with all 1.2 frames



Flow Marble 2.4 Plinth

BU_FT0020 •

Mat

Marble, White

BU_FT0060 •

Mat

Marble, Grey

Dim

530 × 162 × 20 mm
20.8 × 6.3 × 0.7 in

MOQ

1

Note

Compatible with all 2.4 frames

BU_FT0070

Mat

Marble, Verde Guatemala

Dim

530 × 162 × 20 mm
20.8 × 6.3 × 0.7 in

MOQ

1

Note


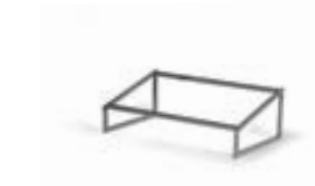




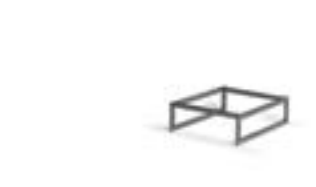



Compatible with all 2.4 frames



• Denotes 'Gold' product

Flow Frames

Stainless or black powdercoated steel frames offer flat or angled display for use with all Flow trays and plinths.

			
Flow Tall Flat 1.1 Frame	Flow Tall Angled 1.1 Frame	Flow Low Flat 1.1 Frame	Flow Low Angled 1.1 Frame
BU_FL001 • Mat Stainless Steel	BU_FL003 Mat Stainless Steel	BU_FL002 • Mat Stainless Steel	BU_FL004 • Mat Stainless Steel
BU_FL021 • Mat Black Powdercoated Steel Dim 530 × 325 × 184 mm 20.9 × 12.8 × 7.2 in MOQ 1	BU_FL023 • Mat Black Powdercoated Steel Dim 530 × 315 × 182 mm 20.9 × 12.4 × 7.1 in MOQ 1	BU_FL022 • Mat Black Powdercoated Steel Dim 530 × 325 × 99 mm 20.9 × 12.8 × 3.9 in MOQ 1	BU_FL024 Mat Black Powdercoated Steel Dim 530 × 315 × 97 mm 20.9 × 12.4 × 3.8 in MOQ 1
			
Flow Tall Flat 1.2 Frame	Flow Tall Angled 1.2 Frame	Flow Low Flat 1.2 Frame	Flow Low Angled 1.2 Frame
BU_FL005 • Mat Stainless Steel	BU_FL007 • Mat Stainless Steel	BU_FL006 • Mat Stainless Steel	BU_FL008 • Mat Stainless Steel
BU_FL025 • Mat Black Powdercoated Steel Dim 265 × 325 × 184 mm 10.4 × 12.8 × 7.2 in MOQ 1	BU_FL027 Mat Black Powdercoated Steel Dim 265 × 315 × 182 mm 10.4 × 12.4 × 7.1 in MOQ 1	BU_FL026 • Mat Black Powdercoated Steel Dim 265 × 325 × 99 mm 10.4 × 12.8 × 3.9 in MOQ 1	BU_FL028 • Mat Black Powdercoated Steel Dim 265 × 315 × 97 mm 10.4 × 12.4 × 3.8 in MOQ 1
			
Flow Tall Flat 2.4 Frame	Flow Low Flat 2.4 Frame		
BU_FL009 • Mat Stainless Steel	BU_FL010 • Mat Stainless Steel		
BU_FL029 • Mat Black Powdercoated Steel Dim 530 × 163 × 184 mm 20.9 × 6.4 × 7.2 in MOQ 1	BU_FL030 • Mat Black Powdercoated Steel Dim 530 × 163 × 99 mm 20.9 × 6.4 × 3.9 in MOQ 1		

Materials and Colours



Stainless Steel



Black Powdercoated Steel



• Denotes 'Gold' product

Flow Labels & Holders

Add functionality to your display with labeling. Flow label holders slot easily onto the edge of Flow trays and stands or can be used as stand-alone products.



Flow Brass Label Holder

BU_LH002 •
Mat Brushed Brass
Dim 30ø × 38 mm
1.2ø × 1.5 in
MOQ 1
Note Compatible with all Flow trays



Flow Stainless Steel Label Holder

BU_LH004 •
Mat Brushed Stainless Steel
Dim 30ø × 38 mm
1.2ø × 1.5 in
MOQ 1
Note Compatible with all Flow trays



Flow Blank Label Card

BU_LC001
Note Pack of 250
Mat Uncoated Paper, White
Dim 86 × 55 mm
3.4 × 2.2 in
MOQ 1



• Denotes 'Gold' product

Flow Trolleys

The Flow Trolley has been specified by the Craster design team to offer complete display flexibility. With multiple extending shelves and folding platforms, each trolley offers an adaptable solution for both single and double-sided service for action stations or grab-and-go display.

Flow's interchangeable and stackable components offer versatility to tailor gastronomic display and allow for efficient replenishment between front and back-of-house.



Flow Oak Double Trolley

TO_RS101

Mat Oak, Matt Lacquer

Open

Dim 1694 × 1082 × 960 mm
66.7 × 42.6 × 37.8 in

Closed

Dim 1356 × 700 × 960 mm
53.4 × 27.6 × 37.8 in

MOQ 1

Note Maximum Load: 20kg per shelf, 10kg per flap



Flow Oak Single Trolley

TO_RS102

Mat Oak, Matt Lacquer

Open:

Dim 1159 × 1082 × 960 mm
45.6 × 42.6 × 37.8 in

Closed:

Dim 821 × 700 × 960 mm
32.3 × 27.6 × 37.8 in

MOQ 1

Note Maximum Load: 20kg per shelf, 10kg per flap



Flow Walnut Double Trolley

TO_RS103

Mat Walnut, Matt Lacquer

Open

Dim 1694 × 1082 × 960 mm
66.7 × 42.6 × 37.8 in

Closed

Dim 1356 × 700 × 960 mm
53.4 × 27.6 × 37.8 in

MOQ 1

Note Maximum Load: 20kg per shelf, 10kg per flap



Flow Walnut Single Trolley

TO_RS104

Mat Walnut, Matt Lacquer

Open:

Dim 1159 × 1082 × 960 mm
45.6 × 42.6 × 37.8 in

Closed:

Dim 821 × 700 × 960 mm
32.3 × 27.6 × 37.8 in

MOQ 1

Note Maximum Load: 20kg per shelf, 10kg per flap



Flow Hot and Cold Trolleys

The Flow Hot and Cold Trolley delivers dual cooling and heating functionality in one compact, versatile display unit, enabling functional flexibility from chilled breakfast juice stations to heated brunch action stations and frosted grab-and-go cuisine presentation. Specified by the Craster design team to withstand temperature changes, the food-safe, durable top offers a wide temperature range from -5°C (23°F) to 140°C (284°F). The trolley features multiple extending shelves, giving added storage for multi-height display with double-sided service.



Flow Oak Hot & Cold Trolley

TO_HC2101
Plug UK Plug

TO_HC2102
Plug EU (2 pin) Plug

TO_HC2104
Plug US Plug
Mat Matt Lacquered Oak, Dekton

Open
Dim 1489 × 1082 × 960 mm
58.6 × 42.6 × 37.8 in

Closed
Dim 829 × 700 × 960 mm
32.6 × 27.6 × 37.8 in

MOQ 1

Note Maximum Load: 20kg per shelf, 10kg per flap
Variable Temperature from -5°C to +140°C



Flow Walnut Hot & Cold Trolley

TO_HC2201
Plug UK Plug

TO_HC2202
Plug EU (2 pin) Plug

TO_HC2204
Plug US Plug
Mat Matt Lacquer Walnut, Dekton

Open
Dim 1489 × 1082 × 960 mm
58.6 × 42.6 × 37.8 in

Closed
Dim 829 × 700 × 960 mm
32.6 × 27.6 × 37.8 in

MOQ 1



Note Maximum Load: 20kg per shelf, 10kg per flap
Variable Temperature from -5°C to +140°C







• Denotes 'Gold' product

Flow Oak Troughs

Designed and developed to offer the Flow Range greater volume capacity, the Flow Oak Troughs are ideal for bottle services. Trough liners enable easy replenishment and can extend the lifetime of the oak.

	
Flow Tall Oak Trough Tray	Flow Oak Trough Tray
<hr/>	
BU_RS009	BU_RS007
Mat Oak, Matt Lacquer	Mat Oak, Matt Lacquer
Dim 530 × 250 × 200 mm 20.9 × 9.8 × 7.9 in	Dim 530 × 250 × 160 mm 20.9 × 9.8 × 6.3 in
MOQ 1	MOQ 1

	
Flow Oak Half Trough Tray	Flow Half Trough Liner
<hr/>	
BU_RS008	BU_TL1321
Mat Oak, Matt Lacquer	Mat Transparent PETG
Dim 265 × 250 × 160 mm 10.4 × 9.8 × 6.3 in	Dim 250 × 235 × 128 mm 9.8 × 9.2 × 5 in
MOQ 1	MOQ 1
	Note 2 Units required for use with Flow Trough Tray

	
Flow Tall Oak Trough	Flow Oak Trough
<hr/>	
BU_RS005	BU_RS006
Mat Oak, Matt Lacquer	Mat Oak, Matt Lacquer
Dim 574 × 250 × 857 mm 22.6 × 9.8 × 33.7 in	Dim 574 × 250 × 432 mm 22.6 × 9.8 × 17 in
MOQ 1	MOQ 1
Note Includes: BU_RS009 & BU_RS007 Assembly required	Note Includes: BU_RS009 Assembly required

Fare Trolley System

A configurable F&B distribution and display system, the new Fare Trolley Range offers operational efficiency across a property from morning to night.

Designed to a gastronorm footprint and with agility in mind, Fare's modular approach allows trolleys to be used in isolation or built out to larger stations using the drop-in bridge.

The contemporary metal frame complements a selection of shelf materials (hardwoods and HPLs), which are reversible and replaceable, extending the longevity of the product.

Additional accessories extend the functionality with speed rails to maximise surface area and panels to conceal lower and middle shelves available, allowing the system to spend as much time as possible front of house and respond to changing needs throughout the day.

Watch the Video



Fare Trolley System

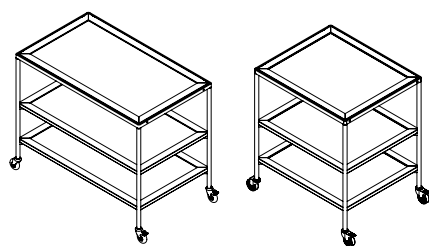
The Fare Trolley collection offers multiple configuration options.

Select from solid timber or HPL options and extend presentation surfaces using the bridges, which fit between two trolleys on the short or long side.

Additional accessories with speed rails and pots maximise surface area and mesh panels provide flexible concealed display.


Fare Range

Material

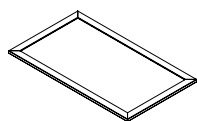


Fare Trolley 3.1

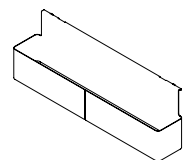

Fare Trolley 2.1



Trolley



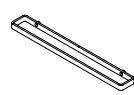
Bridge



Speed Rail



Cutlery Pot

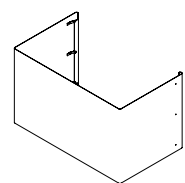


Push Handle

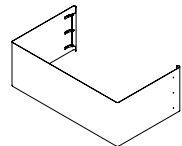


Mild steel

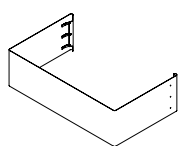
Accessories



Full
Three Side Mesh



Upper
Three Side Mesh

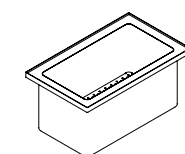


Lower
Three Side Mesh

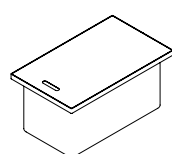


Poly Mesh

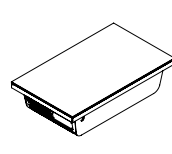
Meshes




Ice Well Drop-In



Ice Well Lid



Hot/Cold Drop-In



Stainless
steel

Compact
Laminate

Mild steel

Drop Ins













Fare Trolley System





The Fare Trolley and Bridge are designed to optimise F&B presentations, with the flexible slot-in bridge fitting on top of the trolley for transport and storage and easily bridging two trolleys to provide additional surface display. Available in solid timber and HPL options. Accessories operate across both 3.1 and 2.1 trolleys.

Fare Trolley 3.1

			
Fare 3.1 Oak Trolley	Fare Oak Bridge	Fare 3.1Walnut Trolley	Fare Walnut Bridge
TO_MOD31_OAKN	TO_MODB31_OAKN	TO_MOD31_WALN	TO_MODB31_WALN
Mat Mild Steel, Lacquered Oak	Mat Oak, Lacquered	Mat Mild Steel, Lacquered Walnut	Mat Walnut, Lacquered
Dim 1100 x 650 x 880 mm 43.3 x 25.6 x 34.6 in	Dim 1100 x 650 x 28 mm 43.3 x 25.6 x 1.1 in	Dim 1100 x 650 x 880 mm 43.3 x 25.6 x 34.6 in	Dim 1100 x 650 x 28 mm 43.3 x 25.6 x 1.1 in
MOQ 2	MOQ 2	MOQ 2	MOQ 2

			
Fare 3.1 Black Trolley	Fare Black Bridge	Fare 3.1 HPL Black and White Marble Trolley	Fare HPL Black and White Marble Bridge
TO_MOD31_OAKB	TO_MODB31_OAKB	TO_MOD31_B4245	TO_MODB31_B4245
Mat Mild Steel, Black Lacquered	Mat Black, Lacquered	Mat Mild Steel, HPL + Reef Edge	Mat Double sided HPL
Dim 1100 x 650 x 880 mm 43.3 x 25.6 x 34.6 in	Dim 1100 x 650 x 28 mm 43.3 x 25.6 x 1.1 in	Dim 1100 x 650 x 880 mm 43.3 x 25.6 x 34.6 in	Dim 1100 x 650 x 28 mm 43.3 x 25.6 x 1.1 in
MOQ 1	MOQ 1	MOQ 2	MOQ 2

Fare Trolley 2.1

			
Fare 2.1 Black Trolley	Fare 2.1 Oak Trolley	Fare 2.1 Walnut Trolley	Fare 2.1 Laminate Black and White Marble
TO_MOD21_OAKB	TO_MOD21_OAKN	TO_MOD21_WALN	TO_MOD21_B4245
Mat Mild Steel, Black Lacquered	Mat Mild Steel, Lacquered Oak	Mat Mild Steel, Lacquered Walnut	Mat Mild Steel, HPL + Reef Edge
Dim 791 x 669 x 897 mm 31.14 x 26.34 x 35.31 in	Dim 791 x 669 x 897 mm 31.14 x 26.34 x 35.31 in	Dim 791 x 669 x 897 mm 31.14 x 26.34 x 35.31 in	Dim 791 x 669 x 897 mm 31.14 x 26.34 x 35.31 in
MOQ 1	MOQ 2	MOQ 2	MOQ 2



• Denotes 'Gold' product

Fare Trolley Accessories

The Fare Accessories offer additional functionality to the trolley system, with speed rails and pots slotting on to the top of the trolley ideal for bottles, cutlery or merchandising, and mesh panels providing covered solutions, which roll up for easy storage.



Fare Trolley Speed Rail

TO_MOD_SRGNMSPCB
Mat Mild steel, black powdercoat, Polyester Felt
Dim 650 × 123 × 212 mm 25.6 × 4.8 × 8.4 in
MOQ 1



Fare Trolley Cutlery Pot

TO_MOD_CPMSPCB
Mat Mild steel, black powdercoat, Polyester Felt
Dim 125 × 78 × 152 mm 4.9 × 3.1 × 6 in
MOQ 1




Fare Trolley Push Handle

TO_MOD_PHGNMSPCB
Mat Mild steel, black powdercoat, Polyester Felt
Dim 650 × 93 × 25 mm 25.6 × 3.6 × 1 in
MOQ 1



Fare Trolley Full Three Side Mesh

TO_MOD_MP31F3MEB
Mat Poly Mesh, Elastic, Press Studs
Dim 2716 × 667 mm 107 × 26.3 in
MOQ 1
Note Operates only with 3.1 trolley size.



Fare Trolley Upper Three Side Mesh

TO_MOD_MP31U3MEB
Mat Poly Mesh, Elastic, Press Studs
Dim 2716 × 317 mm 107 × 12.5 in
MOQ 1
Note Operates only with 3.1 trolley size.



Fare Trolley Lower Three Side Mesh

TO_MOD_MP31L3MEB
Mat Poly Mesh, Elastic, Press Studs
Dim 2716 × 395 mm 107 × 15.5 in
MOQ 1
Note Operates only with 3.1 trolley size.



Fare Ice Wells / Heating and Cooling

Fare flexibility showcases signature Craster lightness and dexterity to front of house theatre.

Gastronorm drop-in solutions expand the Fare range's agility. Create stunning hot, cool and ambient cuisine displays with dual-function Hot and Cold units or expand mobile cocktail bars with drainable ice well units.

Available from Q3 2024. Contact Craster for additional information.



Ice Well Drop-In

TO_MOD_IW002
Mat Stainless Steel
Dim 624 × 373 × 318 mm
24.6 × 14.7 × 12.5 in
MOQ 1

Ice Well Lid

TO_MOD_IW002
Mat Compact Laminate
Note Comes with the Ice Well



Filler Panel 2.1

TO_MOD_FP21LAM01
Mat Double sided HPL
Dim 373 × 624 × 25 mm
14.7 × 24.6 × 1 in
MOQ 1

Filler Panel 3.1

TO_MOD_FP31LAM01
Mat Double sided HPL
Dim 699 × 624 × 25 mm
27.5 × 24.6 × 1 in
MOQ 1



Hot / Cold Drop-In

TO_MOD_HC001
Mat Mild Steel
Dim 624 × 373 × 144 mm
24.6 × 14.7 × 5.7 in
MOQ 1
Note Variable temperature -5°C (23°F) to 140°C (284°F).

Stak Shelving Unit

Introducing Stak, the latest agile F&B furniture system from Craster. The innovative new system offers an ideal combination of F&B buffet and events furniture in a single system to reduce hospitality inventory across properties. Deliver agile luncheon buffets, mass catering, moveable grab-and-go displays and back bars within the Stak system.

Intelligently designed around the Gastronorm footprint, the Stak System shelves are crafted with discreet raised edges to secure trays from the Craster Flow range. The perimeter of each shelf grips two 1.1 or four 1.2 trays, with excellent locked fit for ease of transportation. Stak is engineered for easy assembly, with locking pins to angle and carry each shelf.

Developed with a rigid steel frame, shelves may be placed and angled at any height within the structure. Robust, discreet wheels enable back of house setup before movement to front of house in a single push.

Shelving units can be bridged together at any height to create large, continuous displays across interiors.

Contact Craster for additional information and to request bespoke accessories.



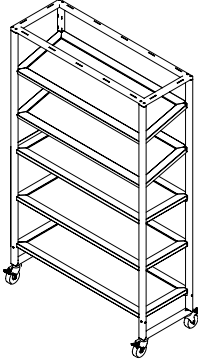
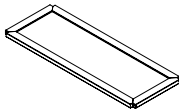

Stak Shelving Unit

Stak Shelving enables added agility to front of house displays with a unique, intuitive construction.

Each shelf within the frame can be angled or flat to offer dynamic presentation and storage surfaces.

Bridges connect shelving units to lengthen merchandising areas.

Wheels and cable management provide flexibility in the Stak system. Coverage panels and signage accessories available on request.

Stak Range	Material
	<div><div></div><div>Oak</div></div> <div><div></div><div>Walnut</div></div> <div><div></div><div>Black Lacquered</div></div>
	<div><div></div><div>Oak</div></div> <div><div></div><div>Walnut</div></div> <div><div></div><div>Black Lacquered</div></div>
 Cable Clip	<div><div></div><div>Nylon</div></div>












Stak Shelving Unit

The Stak System is composed of shelving components, bridges and accessories. Start by selecting a shelving unit, then build out the front of house display by compiling more within the Stak suite.

Contact Craster for signage accessories.

			
Stak Oak Shelving Unit	Stak Oak Shelf / Bridge	Stak Walnut Shelving Unit	Stak Oak Shelf / Bridge
SV_MOD21_ON	SV_MOD21_SHON	SV_MOD21_WN	SV_MOD21_SHWN
Mat Mild Steel, Lacquered Oak	Mat Oak, Lacquered	Mat Mild Steel, Lacquered Walnut	Mat Walnut, Lacquered
Dim 1231 × 450 × 2013 mm 48.5 × 17.7 × 79.3 in	Dim 1179 × 444 × 30 mm 46.4 × 17.4 × 1.2 in	Dim 1231 × 450 × 2013 mm 48.5 × 17.7 × 79.3 in	Dim 1179 × 444 × 30 mm 46.4 × 17.4 × 1.2 in
MOQ 1	MOQ 1	MOQ 1	MOQ 1
			
Stak Black Shelving Unit	Stak Black Shelf / Bridge	Stak Cable Clip	
SV_MOD21_OB	SV_MOD21_SHOB	SV_MOD_CC	
Mat Mild Steel, Black Lacquered	Mat Black, Lacquered	Mat Nylon	
Dim 1231 × 450 × 2013 mm 48.5 × 17.7 × 79.3 in	Dim 1179 × 444 × 30 mm 46.4 × 17.4 × 1.2 in	Dim 54 × 23 × 23 mm 2.1 × 0.9 × 0.9 in	
MOQ 1	MOQ 1	MOQ 1	

Tilt

Tilt is a unique, flexible display system that offers endless possibilities for creative gastronomic expression.

Comprised of multi-height cylindrical metal frames in stainless, black powdercoated steel or brass finished steel compatible with serving top solutions in a variety of materials, the Tilt Range enables creative display with elegance and poise.

Tilt's interchangeable serving tops include bowls, extended plinths and juice dispensers, offering an elegant display service ready for quick changes between meals. Each component is also ideal for single-serve, with sleek salad bowls and luxurious marble plinths ideal for desserts.



Tilt Range

Tilt is a flexible system comprised of cylindrical metal frames compatible with serving top solutions for both wet and dry foods as part of a large display or in single-serve.

To build a custom display, select a frame height, then pick from bowls, plinths and juice dispensers made from luxurious marble, black glass, stainless steel or solid wood.

Size

Material

Bowls

Black Ceramic

Dark Grey Ceramic

Light Grey Ceramic

White Ceramic

Walnut

Brass PCD and Steel

Olive Wood

Glass Jars

Clear Glass

Juice Dispenser

Clear Glass

Plinth

Oak

Walnut

White Marble

Black Marble

Black Glass

Green Marble

Large-* XL Plinth

*XL Plinth only available in Oak & Walnut

Oak

Walnut

White Marble

Black Marble

Black Glass

Green Marble

Long Pinth

Oak

Walnut

Black Glass

Frames

Steel

Powder-coated Black

Brass PCD and Steel

Powder-coated Black

Steel

Powder-coated Black

Tilt Bowls

Tilt bowls are intelligently engineered to fit seamlessly within Tilt frames, with an ability to be tilted at various angles to enhance food volume. Ceramic bowls are perfect for cereal and salad presentation and brass is an ideal material for wet food display. Select walnut to match plinth and tray materials.



Tilt Black Ceramic Bowl		
Large BW_CR1801 •	Medium BW_CR1802 •	Small BW_CR1803 •
Mat Ceramic	Mat Ceramic	Mat Ceramic
Dim 290ø × 100 mm 11.4ø × 3.9 in	Dim 250ø × 85 mm 9.8ø × 3.3 in	Dim 210ø × 70 mm 8.2ø × 2.7 in
Vol 3.5 litres 0.9 gallons	Vol 2 litres 0.5 gallons	Vol 1 litre 0.2 gallons
MOQ 1	MOQ 1	MOQ 1
Note Dishwasher safe	Note Dishwasher safe	Note Dishwasher safe

Tilt Dark Grey Ceramic Bowl		
Large BW_CR1501 •	Medium BW_CR1502 •	Small BW_CR1503 •
Mat Ceramic	Mat Ceramic	Mat Ceramic
Dim 290ø × 100 mm 11.4ø × 3.9 in	Dim 250ø × 85 mm 9.8ø × 3.3 in	Dim 210ø × 70 mm 8.2ø × 2.7 in
Vol 3.5 litres 0.9 gallons	Vol 2 litres 0.5 gallons	Vol 1 litre 0.2 gallons
MOQ 1	MOQ 1	MOQ 1
Note Dishwasher safe	Note Dishwasher safe	Note Dishwasher safe



Tilt Light Grey Ceramic Bowl		
Large BW_CR1601 •	Medium BW_CR1602 •	Small BW_CR1603 •
Mat Ceramic	Mat Ceramic	Mat Ceramic
Dim 290ø × 100 mm 11.4ø × 3.9 in	Dim 250ø × 85 mm 9.8ø × 3.3 in	Dim 210ø × 70 mm 8.2ø × 2.7 in
Vol 3.5 litres 0.9 gallons	Vol 2 litres 0.5 gallons	Vol 1 litre 0.2 gallons
MOQ 1	MOQ 1	MOQ 1
Note Dishwasher safe	Note Dishwasher safe	Note Dishwasher safe

Tilt White Ceramic Bowl		
Large BW_CR1701 •	Medium BW_CR1702 •	Small BW_CR1703 •
Mat Ceramic	Mat Ceramic	Mat Ceramic
Dim 290ø × 100 mm 11.4ø × 3.9 in	Dim 250ø × 85 mm 9.8ø × 3.3 in	Dim 210ø × 70 mm 8.2ø × 2.7 in
Vol 3.5 litres 0.9 gallons	Vol 2 litres 0.5 gallons	Vol 1 litre 0.2 gallons
MOQ 1	MOQ 1	MOQ 1
Note Dishwasher safe	Note Dishwasher safe	Note Dishwasher safe



Tilt Brass Bowl		
Large BW_BR1903 •	Medium BW_BR1902 •	Small BW_BR1901 •
Mat Brass PVD and Stainless Steel	Mat Brass PVD and Stainless Steel	Mat Brass PVD and Stainless Steel
Dim 285ø × 100 mm 11.2ø × 3.9 in	Dim 250ø × 85 mm 9.8ø × 3.3 in	Dim 215ø × 70 mm 8.5ø × 2.7 in
Vol 4.1 litres 1.1 gallons	Vol 2.5 litres 0.7 gallons	Vol 1.5 litres 0.4 gallons
MOQ 1	MOQ 1	MOQ 1
Note Dishwasher safe	Note Dishwasher safe	Note Dishwasher safe



Tilt Olive & Walnut Bowls

Crafted from solid timbers, Craster Tilt wooden bowls are available in sophisticated black walnut or richly-grained olive wood with a natural live edge. All timber products feature natural grain variation. Olive wood bowls are crafted by hand in small batches and may vary in size and finish.



Large Rustic Olive Wood Bowl

BW_OR2103
Mat Olive Wood (solid)
Dim 290ø × 100 mm
11.4ø × 3.9 in
MOQ 1



Medium Rustic Olive Wood Bowl

BW_OR2102
Mat Olive Wood (solid)
Dim 250ø × 85 mm
9.8ø × 3.3 in
MOQ 1



Small Rustic Olive Wood Bowl

BW_OR2101
Mat Olive Wood (solid)
Dim 210ø × 70 mm
8.3ø × 2.8 in
MOQ 1



Mini Rustic Olive Wood Bowl

BW_OR2100
Mat Olive Wood (solid)
Dim 120ø × 40 mm
4.7ø × 1.6 in
MOQ 1



Large Tilt Walnut Wood Bowl

BW_WR1203 •
Mat Walnut
Dim 285ø × 100 mm
11.2ø × 3.9 in
Vol 2.9 litres
0.8 gallons
MOQ 1



Medium Tilt Walnut Wood Bowl

BW_WR1202 •
Mat Walnut
Dim 250ø × 85 mm
9.8ø × 3.3 in
Vol 1.7 litres
0.4 gallons
MOQ 1



Small Tilt Walnut Wood Bowl

BW_WR1201 •
Mat Walnut
Dim 215ø × 70 mm
8.5ø × 2.7 in
Vol 0.8 litres
0.21 gallons
MOQ 1



Tilt Frames

Tilt frames feature a precision fitted rubber ring, which gently grips the bowl and plinth surfaces, allowing for curated display with secure positioning.

Available in stainless, black powdercoated or brass finished steel.



Tilt Extra Tall Stainless Steel Frame

BU_RR6104

Mat Stainless Steel

Dim 218ø × 350 mm
8.6ø × 13.7 in

MOQ 1



Tilt Tall Stainless Steel Frame

BU_RR6103 •

Mat Stainless Steel

Dim 218ø × 265 mm
8.6ø × 10.4 in

MOQ 1



Tilt Medium Stainless Steel Frame

BU_RR6102 •

Mat Stainless Steel

Dim 218ø × 180 mm
8.6ø × 7 in

MOQ 1



Tilt Low Stainless Steel Frame

BU_RR6101 •

Mat Stainless Steel

Dim 218ø × 95 mm
8.6ø × 3.7 in

MOQ 1



Tilt Extra Tall Black Frame

BU_RR6204 •

Mat Powder Coated Black

Dim 218ø × 350 mm
8.6ø × 13.7 in

MOQ 1



Tilt Tall Black Frame

BU_RR6203 •

Mat Powder Coated Black

Dim 218ø × 265 mm
8.6ø × 10.4 in

MOQ 1



Tilt Medium Black Frame

BU_RR6202 •

Mat Powder Coated Black

Dim 218ø × 180 mm
8.6ø × 7 in

MOQ 1



Tilt Low Black Frame

BU_RR6201 •

Mat Powder Coated Black

Dim 218ø × 95 mm
8.6ø × 3.7 in

MOQ 1



Tilt Extra Tall Brass Frame

BU_RR6304

Mat Brass PVD and Stainless Steel

Dim 218ø × 350 mm
8.6ø × 13.7 in

MOQ 1



Tilt Tall Brass Frame

BU_RR6303 •

Mat Brass PVD and Stainless Steel

Dim 218ø × 265 mm
8.6ø × 10.4 in

MOQ 1



Tilt Medium Brass Frame

BU_RR6302 •

Mat Brass PVD and Stainless Steel

Dim 218ø × 180 mm
8.6ø × 7 in

MOQ 1



Tilt Low Brass Frame

BU_RR6301 •

Mat Brass PVD and Stainless Steel

Dim 218ø × 95 mm
8.6ø × 3.7 in

MOQ 1



Tilt Frames

Choreograph exceptional culinary displays with the Tilt Triple Frame. Pair a stainless steel or black Triple Frame with juice dispensers, glass jars or a range of luxurious plinths to create visually powerful, multi-material presentations. Three-Tier Frames offer ideal high tea service platforms and can be bridged with Tilt long plinths.



Tilt Stainless Steel Three-Tier Frame

BU_RR6105 •
Mat Stainless Steel
Dim 242 × 218 × 553 mm
9.5 × 8.6 × 21.8 in
MOQ 1



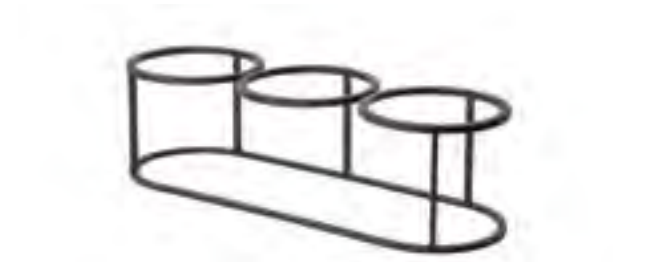
Tilt Black Three-Tier Frame

BU_RR6205 •
Mat Powder Coated Black
Dim 242 × 218 × 553 mm
9.5 × 8.6 × 21.8 in
MOQ 1



Tilt Stainless Steel Triple Frame

BU_TR001 •
Mat Stainless Steel
Dim 662 × 218 × 180 mm
26 × 8.6 × 7 in
MOQ 1



Tilt Black Triple Frame

BU_TR021 •
Mat Powder Coated Black
Dim 662 × 218 × 180 mm
26 × 8.6 × 7 in
MOQ 1



• Denotes 'Gold' product

Tilt Plinths

Perfectly proportioned plinths for cake, bread and wet or dry ambient foods display in robust hardwoods and luxurious marbles. Large and Round plinths locate securely onto Tilt frames while Long plinths are carried by pairs of frames.



Tilt Round Oak Plinth

BU_OP1109
Mat Oak, Oiled
Dim 218ø × 25 mm
8.6ø × 1 in
MOQ 1



Tilt Round Walnut Plinth

BU_WP1209 •
Mat Walnut, Oiled
Dim 218ø × 25 mm
8.6ø × 1 in
MOQ 1



Tilt Round Grey Marble Plinth

BU_MP1509 •
Mat Grey Marble
Dim 218ø × 25 mm
8.6ø × 1 in
MOQ 1



Tilt Round White Marble Plinth

BU_MP1609 •
Mat White Marble
Dim 218ø × 25 mm
8.6ø × 1 in
MOQ 1



Tilt Round Green Marble Plinth

BU_MP1709
Mat Verde Guatemala Marble
Dim 218ø × 25 mm
8.6ø × 1 in
MOQ 1



Tilt Long Oak Plinth

BU_OP1108
Mat Oak, Oiled
Dim 770 × 218 × 25 mm
30.3 × 8.6 × 1 in
MOQ 1



Tilt Long Walnut Plinth

BU_WP1208 •
Mat Walnut, Oiled
Dim 770 × 218 × 25 mm
30.3 × 8.6 × 1 in
MOQ 1



• Denotes 'Gold' product

Tilt Black Glass Plinths

Designed to celebrate sophisticated gastronomy, these sleek, reflective plinths accentuate and reflect the cuisine display.

The lustrous dark surface sharply contrasts food textures, providing a blank canvas for unique cuisine curation. Crafted from bonded Float glass, each plinth invisibly and securely locates onto the Tilt frame to create a minimalist, seamless display surface.

Designed to fit seamlessly with all Tilt frames, plinths can be tiered to create a multi-height display.



Tilt Large Round Black Glass Plinth

BU_GP0041	
Mat	Soda Lime Glass
Dim	320ø × 20 mm 11.6ø × 0.8 in
MOQ	1
Note	Compatible with cloche BU_GC001



Tilt Long Black Glass Plinth

BU_GP0040	
Mat	Soda Lime Glass
Dim	770 × 218 × 20 mm 30.3 × 8.6 × 0.8 in
MOQ	1



Tilt Round Black Glass Plinth

BU_GP0042	
Mat	Soda Lime Glass
Dim	218ø × 20 mm 8.6ø × 0.8 in
MOQ	1



Large Glass Cloche

BU_GC001 •	
Mat	Glass
Dim	296ø × 145 mm 11.6ø × 5.7 in
MOQ	1



• Denotes 'Gold' product

Tilt Drinks Service

With its elegant curves and simple, functional features, the ice-free Tilt Juice Dispenser is a perfect addition to any group setting, quenching guests' thirst with a seamless serving experience.

The innovative ice-free cooling system keeps 8 litres of liquid (2.1 Gallons) cool for up to 4 hours, ensuring seamless service across safely-timed guest visits, with an intelligently-designed drip tray locating easily onto the Tilt frame for enhanced stability and reduced spills.

Hand blown from soda lime glass, our carafes feature a tapered neck with angled top for pouring. Ideal for serving water or juices, the carafe can be used alone or combined with Flow Carafe Risers or Flow 2.4 Carafe Plinths to create a unique display for groups or alone for in-room or at-table dining. Add Carafe Corks to stop spills and cover drinks between services.



Tilt Juice Dispenser

SET_JD •

Note Tilt frame not included

SET_JDTR •

Note BU_RR6102 Tilt Medium Stainless Steel Frame included

Mat Clear Glass and Stainless Steel

Dim 218 × 348 × 322 mm
8.6 × 13.7 × 12.7 in

Vol 8 litres
2.1 gallons

MOQ 1



Tilt Large Glass Carafe	Tilt Medium Glass Carafe	Tilt Small Glass Carafe
BU_CF0109 •	BU_CF0209	BU_CF0309
Mat Soda Lime Glass	Mat Soda Lime Glass	Mat Soda Lime Glass
Dim 92ø × 271 mm 3.6ø × 10.7 in	Dim 92ø × 211 mm 3.6ø × 8.3 in	Dim 92ø × 159 mm 3.6ø × 6.3 in
Vol 1 litres	Vol 0.75 litres	Vol 0.5 litres
MOQ 1	MOQ 1	MOQ 1



Tilt Tall Oak Carafe Riser

BU_CR0103

Mat Oak, Lacquered

Dim 116ø × 117 mm
4.6ø × 4.6 in

MOQ 1

Tilt Mid Oak Carafe Riser

BU_CR0102

Mat Oak, Lacquered

Dim 116ø × 71 mm
4.6ø × 2.8 in

MOQ 1

Tilt Low Oak Carafe Riser

BU_CR0101

Mat Oak, Lacquered

Dim 116ø × 25 mm
4.6ø × 1 in

MOQ 1



Flow Oak 2.4 Carafe Plinth

BU_FT0103

Mat Oak, Lacquered

Dim 530 × 162 × 20 mm
20.8 × 6.3 × 0.7 in

MOQ 1

Note Compatible with all 2.4 products



Flow Walnut 2.4 Carafe Plinth

BU_FT0203

Mat Walnut, Lacquered

Dim 530 × 162 × 20 mm
20.8 × 6.3 × 0.7 in

MOQ 1

Note Compatible with all 2.4 products



Carafe Cork

BU_CL010

Mat Cork

Dim 99 x 99 x 51 mm
3.9 x 3.9 x 2 in







MOQ 1




Tilt Glass Jars

Designed to fit with three different height Tilt frames, these three-litre jars are the perfect solution for elegant cereal or ice display. The turned walnut or oak lid can sit effortlessly on the edge of the jar for single-handed serving, adding a high end feel to a single-serve presentation or hygiene-conscious buffet.

Cut from solid walnut or oak, the Wooden Spoon completes the functional Tilt Jar set. Each Wooden Spoon is ergonomically designed for easy handling.

		
Tilt Large Glass Jar	Tilt Oak Jar Lid	Tilt Oak Spoon
BU_GJ001 •	BU_OL001 •	BU_SP011 •
Mat Soda Lime Glass	Mat Oak, Oiled	Mat Oak, Oiled
Dim 218ø × 165 mm 8.6ø × 6.5 in	Dim 207ø × 30 mm 8.1ø × 1.1 in	Dim 245 × 80 × 38 mm 9.6 × 3.1 × 1.5
Vol 3 litres 0.79 gallons	MOQ 1	MOQ 1
		
Tilt Walnut Jar Base	Tilt Walnut Jar Lid	Tilt Walnut Spoon
BU_WB001	BU_WL001 •	BU_SP001 •
Mat Walnut, Oiled	Mat Walnut, Oiled	Mat Walnut, Oiled
Dim 210ø × 19 mm 8.3ø × 0.7 in	Dim 207ø × 30 mm 8.1ø × 1.1 in	Dim 245 × 80 × 38 mm 9.6 × 3.1 × 1.5
MOQ 1	MOQ 1	MOQ 1

	
Tilt Oak Mini Glass Jar Set	Tilt Walnut Mini Glass Jar Set
SET_GJ001	SET_GJW01
Tilt Mini Glass Jar	Tilt Mini Glass Jar
Mat Soda Lime Glass	Mat Soda Lime Glass
Dim 125ø × 95 mm 5ø × 3.7 in	Dim 125ø × 95 mm 5ø × 3.7 in
Vol 500 ml 17 oz	Vol 500 ml 17 oz
Tilt Oak Mini Jar Lid	Tilt Walnut Mini Jar Lid
Mat Oak, Oiled	Mat Walnut, Oiled
Dim 116ø × 17 mm 4.6ø × 0.7 in	Dim 116ø × 17 mm 4.6ø × 0.7 in
Tilt Oak Mini Jar Triple Base	Tilt Walnut Mini Jar Triple Base
Mat Oak, Oiled	Mat Walnut, Oiled
Dim 450 × 145 × 15 mm 17.7 × 5.7 × 0.6 in	Dim 450 × 145 × 15 mm 17.7 × 5.7 × 0.6 in
MOQ 1	MOQ 1



Tilt Large Collection

Inspired by the Craster Tilt collection, the new Tilt Large range features an expanded footprint to accommodate larger serving sizes and presentation surfaces. Large frames feature a precision-fitted rubber gasket, which gently grips the surface of large Tilt pieces, allowing them to be used at multiple angles while offering poise at height.

Luxurious marbles and natural timbers offer exceptional display surfaces in this expanded footprint. Tilt Large Frames are available in Tall, Medium and Short.

Tilt Large Plinths operate on both Tilt Large and classic Tilt frame sizes. Tilt Extra Large Plinths operate only on Tilt Large frames.



Tilt Tall Large Black Frame

BU_RR6213	
Mat	Powder Coated Black
Dim	320ø × 265 mm 12.6ø × 10.4 in
MOQ	1



Tilt Medium Large Black Frame

BU_RR6212	
Mat	Powder Coated Black
Dim	320ø × 180 mm 12.5ø × 7 in
MOQ	1



Tilt Low Large Black Frame

BU_RR6211	
Mat	Powder Coated Black
Dim	320ø × 95 mm 12.6ø × 3.7 in
MOQ	1



Tilt Extra Large Round Oak Plinth

BU_OP1120	
Mat	Oak , Oiled
Dim	400ø × 25 mm 15.07ø × 1 in
MOQ	1



Tilt Extra Large Round Walnut Plinth

BU_WP1220	
Mat	Walnut , Oiled
Dim	400ø × 25 mm 15.07ø × 1 in
MOQ	1



Tilt Large Round Oak Plinth

BU_OP1119	
Mat	Oak, Oiled
Dim	320ø × 25 mm 11.6ø × 1 in
MOQ	1
Note	Compatible with cloche BU_GC001



Tilt Large Round Walnut Plinth

BU_WP1219	
Mat	Walnut, Oiled
Dim	320ø × 25 mm 11.6ø × 1 in
MOQ	1
Note	Compatible with cloche BU_GC001



Tilt Large Round White Marble Plinth

BU_MP1610	
Mat	White Marble
Dim	320ø × 25 mm 12.6ø × 1 in
MOQ	1



Tilt Large Round Grey Marble Plinth

BU_MP1510	
Mat	Grey Marble
Dim	320ø × 25 mm 12.6ø × 1 in
MOQ	1



Tilt Large Round Green Marble Plinth

BU_MP1710	
Mat	Verde Guatemala marble, cork
Dim	320ø × 25 mm 12.6ø × 1 in
MOQ	1

Porcelain Condiment Pots

Introducing Craster porcelain. Use the elegant porcelain condiment pots alone or create a statement display with a solid timber plinth, beautifully designed in oak or walnut. Pots are dishwasher safe.



Oak Porcelain Condiment Set

SET_CS0

Mat Porcelain, Oak
Dim 260 × 100 × 65 mm
10.2 × 3.9 × 2.5 in
Vol 85 ml
3 oz
MOQ 1

Walnut Porcelain Condiment Set

SET_CSW

Mat Porcelain, Walnut
Dim 260 × 100 × 65 mm
10.2 × 3.9 × 2.5 in
Vol 85 ml
3 oz
MOQ 1

Porcelain Amuse Bouche

Elevate small serve presentation with this delicately angled, slim-walled porcelain range. A contemporary take on amuse bouche presentation, our intelligently-designed angled amuse bouche vessel is ideal for use with delicate, small-serve cuisine. Available in packs of six. Dishwasher safe.



Porcelain Amuse Bouche Set

SET_BU_PAB001

Mat Porcelain, Glazed
Dim 98 × 58 × 25 mm
3.8 × 2.3 × 1 in
Vol 3.25 ml
0.10 oz
MOQ 1

Alto

Alto is a sleek display range that combines simplicity, beauty and informality.

Available in solid walnut, the collection comprises a range of multi-height risers and boards for unique and creative display.

Featuring a removable tripod base in black metal and chamfered edges, the Alto Range is perfect for informal presentations, from grab-and-go breakfast pastries to contemporary afternoon tea.

The signature Alto Buffet piece is a three tier cake stand, which can be used as a singular focus item or nested with other elements of the Alto Range to create a multi-height display.

The elegant black exterior of the complementary pots creating a striking contrast to conventional metal serving ware and are ideal for single-serve portions.





• Denotes 'Gold' product

Alto Cake Stand, Bowl and Boards

Available in walnut, Alto offers flexible presentation with a range of plinths and boards with removable tripod bases for multi-height display. A sleek collection designed to provide a competitively-priced solution for ambient food display, this range is perfect for high tea presentation or grab-and-go.



Alto Walnut Three-Tier Cake Stand

BU_SF21346 •
Mat Walnut, Oiled
Dim 325ø × 583.5 mm
12.8ø × 23 in
MOQ 1

Alto Walnut Bowl

BU_SC21343
Mat Walnut, Oiled
Dim 325ø × 55 mm
12.8ø × 2.2 in
MOQ 1



Alto Large Tall Walnut Riser

BU_SA21353 •
Mat Walnut, Oiled
Dim 400ø × 140 mm
15.7ø × 5.5 in
MOQ 1

Alto Large Low Walnut Riser

BU_SA21352
Mat Walnut, Oiled
Dim 400ø × 80 mm
15.7ø × 3.1 in
MOQ 1

Alto Large Walnut Board

BU_SB21352
Mat Walnut, Oiled
Dim 400ø × 20 mm
15.7ø × 0.8 in
MOQ 1



Alto Small Tall Walnut Riser

BU_SA21343 •
Mat Walnut, Oiled
Dim 325ø × 140 mm
12.8ø × 5.5 in
MOQ 1

Alto Small Low Walnut Riser






BU_SA21342 •
Mat Walnut, Oiled
Dim 325ø × 80 mm
12.8ø × 3.1 in
MOQ 1



• Denotes 'Gold' product

Alto Pots & Label Holder

With their black finish and bevelled base, these elegant pots are designed to complement the Alto display range. Available in four sizes, the dishwasher-safe pots are ideal for single-serve portions and can be used on their own as an elegant highlight piece or with Alto Cake Stands, Bowls and Boards.

			
Alto Large Chip Pot	Alto Medium Chip Pot	Alto Small Chip Pot	Alto Mini Chip Pot
CP_AB003	CP_AB002	CP_AB001	CP_AB000
Mat Black PVD and Stainless Steel	Mat Black PVD and Stainless Steel	Mat Black PVD and Stainless Steel	Mat Black PVD and Stainless Steel
Dim 100ø × 100 mm 3.9ø × 3.9 in	Dim 85ø × 85 mm 3.3ø × 3.3 in	Dim 66ø × 66 mm 2.6ø × 2.6 in	Dim 55ø × 55 mm 2.2ø × 2.2 in
Vol 560 ml 19 oz	Vol 330 ml 11 oz	Vol 150 ml 5 oz	Vol 100 ml 3.4 oz
MOQ 1	MOQ 1	MOQ 1	MOQ 1
			
Alto Stainless Steel Label Holder		Alto Black Label Holder	
LH_AS001		LH_AB001 •	
Mat Stainless Steel		Mat Powder Coated Black	
Dim 25ø × 25 mm 1ø × 1 in		Dim 25ø × 25 mm 1ø × 1 in	
MOQ 1		MOQ 1	



Rustic Stands

Made from solid oak, our range of Rustic display stands have been designed to showcase and celebrate natural fresh produce.



Rustic Regular Oak Three-Tier Stand

RU_476_D •
Mat Oak, Oiled
Upper Tier
Dim 395 × 395 × 330 mm
14.9 × 16.1 × 11.2 in
Middle Tier
Dim 362 × 395 × 210 mm
13.9 × 16.1 × 7.5 in
Lower Tier
Dim 329 × 395 × 90 mm
13 × 16.1 × 3.5 in
MOQ 1



Rustic Narrow Oak Three-Tier Stand

RU_476_H
Mat Oak, Oiled
Upper Tier
Dim 197.5 × 395 × 330 mm
7.8 × 15.6 × 13 in
Middle Tier
Dim 169.5 × 395 × 210 mm
6.7 × 15.6 × 8.3 in
Lower Tier
Dim 141.5 × 395 × 90 mm
5.6 × 15.6 × 3.5 in
MOQ 1



Rustic Mini Oak Three-Tier Stand

RU_476_G •
Mat Oak, Oiled
Upper Tier
Dim 280 × 280 × 220 mm
11 × 11 × 8.7 in
Middle Tier
Dim 252 × 280 × 140 mm
10 × 11 × 5.5 in
Lower Tier
Dim 224 × 280 × 60 mm
8.8 × 11 × 2.3 in
MOQ 1



Rustic Oak Five-Tier Floor Stand

RU_476_E
Mat Oak, Oiled
Dim 550 × 550 × 1800 mm
21.7 × 21.7 × 70.9 in
MOQ 1
Note Assembly required



Rustic Oak Two-Tier Counter Stand

RU_476_F
Mat Oak, Oiled
Dim 336 × 450 × 600 mm
23.6 × 13.2 × 17.3 in
MOQ 1
Note Assembly required



• Denotes 'Gold' product

Rustic Bread Baskets, Risers & Trays

Formed of solid oak, Rustic bread baskets, risers and trays have been intelligently-designed to present fine fresh breads and pastries on the dining table or buffet stand.



Rustic Small Oak Deli Style Tray

RU_223_E
Mat Oak, Unoil
Dim 330 × 330 × 50 mm
13 × 13 × 2 in
MOQ 1

Rustic Medium Oak Deli Style Tray

RU_223_F
Mat Oak, Unoil
Dim 400 × 300 × 60 mm
15.7 × 11.8 × 2.4 in
MOQ 1

Rustic Large Oak Deli Style Tray

RU_223_G
Mat Oak, Unoil
Dim 500 × 300 × 188 mm
19.7 × 11.8 × 7.4 in
MOQ 1



Rustic Large Oak Box Riser

RU_334_B •
Mat Oak, Unoil
Dim 200 × 200 × 200 mm
7.9 × 7.9 × 7.9 in
MOQ 1
Note Cube risers can also be turned over to accommodate tall objects such as baguettes.



Rustic Small Oak Box Riser

RU_334_A
Mat Oak, Unoil
Dim 150 × 150 × 150 mm
5.9 × 5.9 × 5.9 in
MOQ 1
Note Cube risers can also be turned over to accommodate tall objects such as baguettes.



• Denotes 'Gold' product

Patisserie Risers

Handmade from carefully-selected, solid hardwoods, each patisserie riser enables beautiful pastry display. Inspired by the robust horizontal forms of Le Corbusier's architecture, our patisserie risers offer stackable configurations.



Large Oak Patisserie Riser

BO_BBOL •
Mat Oak, Oiled
Dim 210 × 210 × 170 mm
8.3 × 8.3 × 6.7 in
MOQ 1



Medium Oak Patisserie Riser

BO_BBOM •
Mat Oak, Oiled
Dim 210 × 210 × 140 mm
8.3 × 8.3 × 5.5 in
MOQ 1



Small Oak Patisserie Riser

BO_BBOS •
Mat Oak, Oiled
Dim 210 × 210 × 100 mm
8.3 × 8.3 × 3.9 in
MOQ 1



Long Oak Patisserie Riser

BO_BBORL •
Mat Oak, Oiled
Dim 400 × 210 × 80 mm
15.7 × 8.3 × 3.1 in
MOQ 1



• Denotes 'Gold' product

Patisserie Grand

The Patisserie Grand collection is carved of solid oak and walnut, selected for their grain beauty.



Tall Oak Patisserie Grand

BO_BB006
Mat Oak, Oiled
Dim 325 × 325 × 180 mm
12.7 × 12.7 × 7 in
MOQ 1



Mid Oak Patisserie Grand

BO_BB004
Mat Oak, Oiled
Dim 325 × 325 × 115 mm
12.7 × 12.7 × 4.5 in
MOQ 1



Low Oak Patisserie Grand

BO_BB002
Mat Oak, Oiled
Dim 325 × 325 × 80 mm
12.7 × 12.7 × 3.1 in
MOQ 1



Tall Long Oak Patisserie Grand

BO_BB005
Mat Oak, Oiled
Dim 530 × 325 × 115 mm
20.8 × 12.7 × 4.5 in
MOQ 1



Mid Long Oak Patisserie Grand

BO_BB003
Mat Oak, Oiled
Dim 530 × 325 × 80 mm
20.8 × 12.7 × 3.1 in
MOQ 1



Low Long Oak Patisserie Grand

BO_BB001
Mat Oak, Oiled
Dim 530 × 325 × 40 mm
20.8 × 12.7 × 1.5 in
MOQ 1



Tall Walnut Patisserie Grand

BO_BB012
Mat Walnut, Oiled
Dim 325 × 325 × 180 mm
12.7 × 12.7 × 7 in
MOQ 1



Mid Walnut Patisserie Grand

BO_BB011
Mat Walnut, Oiled
Dim 325 × 325 × 115 mm
12.7 × 12.7 × 4.5 in
MOQ 1



Low Walnut Patisserie Grand

BO_BB010
Mat Walnut, Oiled
Dim 325 × 325 × 80 mm
12.7 × 12.7 × 3.1 in
MOQ 1



Tall Long Walnut Patisserie Grand

BO_BB009
Mat Walnut, Oiled
Dim 530 × 325 × 115 mm
20.8 × 12.7 × 4.5 in
MOQ 1



Mid Long Walnut Patisserie Grand

BO_BB008
Mat Walnut, Oiled
Dim 530 × 325 × 80 mm
20.8 × 12.7 × 3.1 in
MOQ 1



Low Long Walnut Patisserie Grand

BO_BB007
Mat Walnut, Oiled
Dim 530 × 325 × 40 mm
20.8 × 12.7 × 1.5 in
MOQ 1



• Denotes 'Gold' product

Patisserie Three Step Riser

The discreet profiles of the Three Step Riser provide an elegant, expandable display solution. Easily configured into a stepped display or into beautiful geometric shapes to suit any presentation.



Oak Three-Step Riser

- BO_BBTS •
- Mat Oak, Oiled
- Lower Step:
 - Dim 300 × 250 × 24 mm
11.8 × 9.8 × 0.9 in
- Middle Step:
 - Dim 342 × 250 × 53 mm
13.4 × 9.8 × 2 in
- Upper Step:
 - Dim 400 × 250 × 90 mm
15.7 × 9.8 × 3.5 in
- MOQ 1





Cake Stands

A fresh, elegant take on a classic product with signature Craster twists. Organically shaped and turned from solid oak and walnut, our range of cake stands can be used with our glass cloches for covered display.



Large Oak Cake Stand

BU_CS007 •	
Mat	Oak, Matt Lacquer
Dim	320ø × 210 mm 12.6ø × 8.2 in
MOQ	1



Medium Oak Cake Stand

BU_CS006 •	
Mat	Oak, Matt Lacquer
Dim	320ø × 136 mm 12.6ø × 5.3 in
MOQ	1



Small Oak Cake Stand

BU_CS005 •	
Mat	Oak, Matt Lacquer
Dim	157ø × 80 mm 6.1ø × 3.1 in
MOQ	1



Large Walnut Cake Stand

BU_CS003 •	
Mat	Walnut, Matt Lacquer
Dim	320ø × 210 mm 12.6ø × 8.2 in
MOQ	1



Medium Walnut Cake Stand

BU_CS002 •	
Mat	Walnut, Matt Lacquer
Dim	320ø × 136 mm 12.6ø × 5.3 in
MOQ	1



Small Walnut Cake Stand

BU_CS001 •	
Mat	Walnut, Matt Lacquer
Dim	157ø × 80 mm 6.1ø × 3.1 in
MOQ	1



Large Glass Cloche

BU_GC001 •	
Mat	Glass
Dim	296ø × 145 mm 11.6ø × 5.7 in
MOQ	1
Note	Compatible with Large and Medium Cake Stands, Tilt Plinths



Small Glass Cloche

BU_GC002 •	
Mat	Glass
Dim	140ø × 106 mm 5.5ø × 4.1 in
MOQ	1
Note	Compatible with Small and Small Drum Cake Stands



• Denotes 'Gold' product

Olive Wood Bowls

Our olive wood bowls have a special and vivid grain structure, making each piece unique. Every bowl is shaped from a new piece of wood; despite our meticulous drying process, cracks can occasionally appear in the wood due to the specific nature of these natural products.



Large Olive Wood Bowl

BW_307_D	
Mat	Oiled Olive Wood
Dim	300ø × 115 mm 11.8ø × 4.5 in
MOQ	1
Note	Due to the natural variations in olive wood, bowl sizes may vary significantly and exact dimensions cannot be guaranteed.



Small Olive Wood Bowl

BW_OBS	
Mat	Oiled Olive Wood
Dim	115ø × 38 mm 4.5ø × 1.5 in
MOQ	1
Note	Due to the natural variations in olive wood, bowl sizes may vary significantly and exact dimensions cannot be guaranteed.



Large Olive Wood Rustic Bowl

BW_RBO •	
Mat	Oiled Olive Wood
Dim	280ø × 180 mm 11ø × 7 in
MOQ	1
Note	Due to the natural variations in olive wood, bowl sizes may vary significantly and exact dimensions cannot be guaranteed.



Small Olive Wood Rustic Bowl

BW_RBOS •	
Mat	Oiled Olive Wood
Dim	240ø × 185 mm 9.4ø × 7.3 in
MOQ	1
Note	Due to the natural variations in olive wood, bowl sizes may vary significantly and exact dimensions cannot be guaranteed.

Food & Beverage

TABLE TOP



Modern Boards

Made from solid hardwoods, our modern, cicchetti, charcuterie and canapé boards offer solutions for dining and food presentation with elevated signature Craster aesthetics.



Large Oak Modern Board

BO_CMOL
Mat Oak, Oiled
Dim 350 × 350 × 25 mm
13.7 × 13.7 × 1 in
MOQ 1

Medium Oak Modern Board

BO_CMOM
Mat Oak, Oiled
Dim 300 × 300 × 25 mm
11.8 × 11.8 × 1 in
MOQ 1

Small Oak Modern Board

BO_CMOS
Mat Oak, Oiled
Dim 200 × 200 × 20 mm
7.9 × 7.9 × 0.8 in
MOQ 1



Oak Modern Board with Etched Recess

BO_CMORF
Mat Oak, Oiled
Dim 340 × 220 × 25 mm
13.3 × 8.6 × 1 in
MOQ 1
Note Compatible with Small and Medium Copper and Brass Pots and Shaker Small Pots



Large Long Oak Modern Board

BO_CMRQL
Mat Oak, Oiled
Dim 120 × 400 × 20 mm
4.7 × 15.7 × 0.8 in
MOQ 1

Small Long Oak Modern Board

BO_CMRQS
Mat Oak, Oiled
Dim 120 × 370 × 20 mm
4.7 × 14.6 × 0.8 in
MOQ 1



Oak Steak Plate

BO_SPOM
Mat Oak, Oiled
Dim 340 × 220 × 30 mm
13.5 × 8.6 × 1.2 in
MOQ 1
Note Compatible with Small and Medium Copper and Brass Pots and Shaker Small Pots

Cicchetti Boards

Ideal for pizzas, finger foods and sharing platters, the Cicchetti Boards take inspiration from the cuisine of Veneto.



Oak Teardrop Cicchetti Board

BO_CC001
Mat Oak, Oiled
Dim 350 × 350 × 18 mm
13.7 × 13.7 × 0.7 in
MOQ 1



Round Oak Cicchetti Board

BO_CC005
Mat Oak, Oiled
Dim 350 × 459 × 18 mm
13.7 × 18 × 0.7 in
MOQ 1



Small Rectangular Oak Cicchetti Board with Handle

BO_CC006
Mat Oak, Oiled
Dim 313 × 170 × 18 mm
12.3 × 6.6 × 0.7 in
MOQ 1



Large Rectangular Oak Cicchetti Board with Handle

BO_CC007
Mat Oak, Oiled
Dim 530 × 140 × 18 mm
20.8 × 5.5 × 0.7 in
MOQ 1



Large Rectangular Oak Cicchetti Board

BO_CC004
Mat Oak, Oiled
Dim 505 × 200 × 18 mm
19.9 × 7.9 × 0.7 in
MOQ 1



Square Oak Cicchetti Board

BO_CC002
Mat Oak, Oiled
Dim 350 × 350 × 18 mm
13.7 × 13.7 × 0.7 in
MOQ 1

Small Rectangular Oak Cicchetti Board

BO_CC003
Mat Oak, Oiled
Dim 350 × 155 × 18 mm
13.7 × 6.1 × 0.7 in
MOQ 1

Presentation Boards

Cut from robust oak, these Presentation Boards are ideal for casual canap  display.



Large Oak Paddle Board

BO_PBOL
Mat Oak, Oiled
Dim 510 x 200 x 18 mm
20 x 7.9 x 0.7 in
MOQ 1

Medium Oak Paddle Board

BO_PBOM
Mat Oak, Oiled
Dim 350 x 190 x 18 mm
13.7 x 7.4 x 0.7 in
MOQ 1

Small Oak Paddle Board

BO_PBOS
Mat Oak, Oiled
Dim 335 x 225 x 18 mm
13.1 x 8.8 x 0.7 in
MOQ 1



Large Oak Charcuterie Board

BO_CMCHBL
Mat Oak, Oiled
Dim 500 x 200 x 15 mm
19.7 x 7.9 x 0.6 in
MOQ 1

Medium Oak Charcuterie Board

BO_CMCHBM
Mat Oak, Oiled
Dim 350 x 190 x 15 mm
13.8 x 7.5 x 0.6 in
MOQ 1

Background Marker Touch Up & Mineral Oil

Our pure mineral oil provides protection, retaining the wood's natural colour and character while prolonging the life of your board. The oil is clear, tasteless, odourless and food safe, making it ideal for use on wooden items including bowls, risers and utensils. It can also be used on slate or stone.

Mineral oil can be applied with a folded kitchen paper towel.



Pure Mineral Oil Bottle, 500 ml

PC_M01500
Mat Mineral Oil
Dim 52 x 118 x 500 mm
2 x 4.6 x 19.7 in
MOQ 1



Background Marker Touch Up

PC_TUMPO
Colour Medium Oak
MOQ 1

PC_TUMPW
Colour Dark Walnut
MOQ 1

PC_TUMPM
Colour Mahogany
MOQ 1

PC_TUMPB
Colour Black
MOQ 1



• Denotes 'Gold' product

Canapé Plinths

Elegantly-crafted walnut plinths feature scroll edges for easy handling and a smooth surface for elegant canapé presentation. These plinths are delightful as part of a large service or on their own to carry single-serve cuisine.



Large Walnut Canapé Plinth

BO_316_D
Mat Walnut, Oiled
Dim 530 × 320 × 30 mm
20.8 × 12.6 × 1.1 in
MOQ 1



Medium Walnut Canapé Plinth

BO_316_C
Mat Walnut, Oiled
Dim 300 × 300 × 30 mm
11.8 × 11.8 × 1.1 in
MOQ 1



Small Walnut Canapé Plinth

BO_316_B •
Mat Walnut, Oiled
Dim 310 × 155 × 30 mm
12.2 × 6.1 × 1.1 in
MOQ 1



Long Walnut Canapé Plinth

BO_316_E
Mat Walnut, Oiled
Dim 560 × 150 × 30 mm
22 × 5.9 × 1.1 in
MOQ 1



Chip Pots

Made from solid spun metal, with a brushed copper or brass colour exterior, these pots are ideal for single-serve portions and add warmth and material interest to the dining table. Pots are dishwasher safe.



Large Copper Chip Pot

CP_CS003	
Mat	Copper PVD and Stainless Steel
Dim	100ø × 100 mm 3.9ø × 3.9 in
Vol	560 ml 19 oz
MOQ	1



Medium Copper Chip Pot

CP_CS002	
Mat	Copper PVD and Stainless Steel
Dim	85ø × 85 mm 3.3ø × 3.3 in
Vol	330 ml 11 oz
MOQ	1



Small Copper Chip Pot

CP_CS001	
Mat	Copper PVD and Stainless Steel
Dim	66ø × 66 mm 2.6ø × 2.6 in
Vol	150 ml 5 oz
MOQ	1



Mini Copper Chip Pot

RP_CS000	
Mat	Copper PVD and Stainless Steel
Dim	58ø × 38 mm 2.3ø × 1.5 in
Vol	100 ml 3.4 oz
MOQ	1



Large Brass Chip Pot

CP_BS003	
Mat	Brass PVD and Stainless Steel
Dim	100ø × 100 mm 3.9ø × 3.9 in
Vol	560 ml 19 oz
MOQ	1



Medium Brass Chip Pot

CP_BS002	
Mat	Brass PVD and Stainless Steel
Dim	85ø × 85 mm 3.3ø × 3.3 in
Vol	330 ml 11 oz
MOQ	1



Small Brass Chip Pot

CP_BS001	
Mat	Brass PVD and Stainless Steel
Dim	66ø × 66 mm 2.6ø × 2.6 in
Vol	150 ml 5 oz
MOQ	1



Mini Brass Chip Pot

RP_BS000	
Mat	Brass PVD and Stainless Steel
Dim	58ø × 38 mm 2.3ø × 1.5 in
Vol	100 ml 3.4 oz
MOQ	1



• Denotes 'Gold' product

Shaker

Made from fine Scandinavian Aeroply in the tradition of the 19th century American Shaker community, this range, finished with miniature copper nails, provides chefs with a wonderfully versatile new material. Ideal to present all manner of dry foods for single-serve, from chips to grissini sticks and bar snacks, both in gathering spaces and in guest rooms, Shaker's aesthetic is elegant and understated across a property.



Shaker Large Frites Pot

SH_630_D
Mat Birch Stained Black
Dim 100ø × 100 mm
3.9ø × 3.9 in
MOQ 1



Shaker Medium Frites Pot

SH_SR002
Mat Birch Stained Black
Dim 85ø × 85 mm
3.3ø × 3.3 in
MOQ 1



Shaker Small Frites Pot

SH_SR001
Mat Birch Stained Black
Dim 66ø × 66 mm
2.6ø × 2.6 in
MOQ 1
Note Compatible with Modern Oak Board with Etched Recess



Shaker Conical Bread Basket

SH_SR006
Mat Birch Stained Black
Dim 190 × 166 × 70 mm
7.5 × 6.5 × 2.8 in
MOQ 1



Shaker Large Oval Bread Basket

SH_SR005
Mat Birch Stained Black
Dim 190 × 166 × 70 mm
7.5 × 6.5 × 2.8 in
MOQ 1



Shaker Small Oval Bread Basket

SH_SR009
Mat Birch Stained Black
Dim 140 × 120 × 70 mm
5.5 × 4.7 × 2.8 in
MOQ 1



Shaker Lidded Bread Basket

SH_454_A
Mat Birch Stained Black
Dim 170ø × 105 mm
6.7ø × 4.1 in
MOQ 1



Shaker Baguette Tube

SH_SR007
Mat Birch Stained Black
Dim 122ø × 200 mm
4.8ø × 7.9 in
MOQ 1



Shaker Grissini Bread Basket

SH_SR004
Mat Birch Stained Black
Dim 60ø × 140 mm
2.3ø × 5.5 in
MOQ 1

Food & Beverage

IN-ROOM DINING












• Denotes 'Gold' product

Trays

Craster’s origins. Lightweight yet durable, our range of tray styles, with and without legs, are ideal for in-room dining and breakfast in bed. Breakfast preparation racks and tray stands are available to complete in-room food and beverage offering. Our Trays are available as standard in the materials noted per design. For bespoke materials, or sizes, please contact your sales rep. All custom designs are subject to an MOQ of 96 units.

		
Rectangular Modern Tray	Square Modern Tray	Modern Tray with Steel Handles
TA_CMML	TA_CMMM	TA_CMSSM
Mat Mahogany, Lacquered	Mat Mahogany, Lacquered	Mat Mahogany, Lacquered
TA_CMOL	TA_CMOM	TA_CMSSO
Mat Oak, Lacquered	Mat Oak, Lacquered	Mat Oak, Lacquered
TA_CMBOL •	Dim 400 × 400 × 40 mm 15.7 × 15.7 × 1.6 in	TA_CMSSBO
Mat Black, Lacquered	MOQ 1	Mat Black, Lacquered
Dim 600 × 400 × 40 mm 23.6 × 15.7 × 1.6 in		Dim 626 × 400 × 40 mm 24.6 × 15.7 × 1.6 in
MOQ 1		MOQ 1
Note Fits: TO_GNL12 / TO_GNL2		Note Fits: TO_GNL12 / TO_GNL24
		
Large Classic Butler Tray	Mahogany Jersey Butler Tray	Mahogany Self-Service Tray
TA_BUTML	TA_JERML	TA_SELML
Mat Mahogany, Lacquered	Mat Mahogany, Lacquered	Mat Mahogany, Lacquered
TA_BUTWL	Dim 610 × 444 × 57 mm 24 × 17.4 × 2.2 in	Dim 640 × 445 × 38 mm 25.2 × 17.5 × 1.5 in
Mat Walnut, Lacquered	MOQ 1	MOQ 1
Dim 610 × 405 × 69 mm 24 × 15.9 × 2.7 in		
MOQ 1		
Note Fits: TO_GNL12 / TO_GNL24		
Medium Mahogany Classic Butler Tray		
TA_BUTMM		
Mat Mahogany, Lacquered		
Dim 468 × 303 × 69 mm 18.4 × 11.9 × 2.7 in		
MOQ 1		

Materials and Colours



Trays

Craster trays provide light and yet sturdy serving surfaces that will accommodate both traditional English and Continental breakfasts. Legs are perfectly designed to lock when folded and also when extended.



Modern Breakfast Tray with Legs

TA_ML001
Mat Stained Wenge
Open
Dim 626 × 400 × 285 mm
24.6 × 15.7 × 11.2 in
Closed
Dim 626 × 400 × 73 mm
24.6 × 15.7 × 2.9 in
MOQ 1



Classic Breakfast Tray with legs

TA_BTW
Mat Walnut, Lacquered
Open
Dim 600 × 450 × 304 mm
23.6 × 17.7 × 12 in
Closed
Dim 600 × 450 × 92 mm
23.6 × 17.7 × 3.6 in
MOQ 1



Butler Tray Stand

SR_BTSM
Mat Mahogany, Lacquered
SR_BTSSBO
Mat Black, Lacquered
SR_BTSW
Mat Walnut, Lacquered
Dim 565 × 355 × 715 mm
22.2 × 14 × 28.1 in
MOQ 1
Note Fits: All trays except for Medium Classic Butler Tray and Square Modern Tray



Single Steel Tray Racks

TO_GNL12
Mat Powder Coated Steel
Dim 690 × 478 × 1674 mm
27.1 × 18.8 × 65.9 in
MOQ 1
Double Steel Tray Racks
TO_GNL24
Mat Powder Coated Steel
Dim 1355 × 478 × 1674 mm
53.3 × 18.8 × 65.9 in
MOQ 1
Note Fits: TA_CMML / TA_CMBOL / TA_CMOL / TA_CMSSBO / TA_BUTML / TA_BUTWL / TA_BUTOL
Clearance between runners is 120 mm / 4.7 in
Fits fully prepared Room Service Trays

Folding Tray Table

Designed as a contactless delivery solution for In-Room Dining, Poolside Service and Lounge or Restaurant table extension. The versatile Folding Tray Table has powerful magnets that connect it to the base and can easily detach for ease of storage. Available with locking magnets in Tall or without in Tall or Short sizes.



Folding Tray Table, Tall – Locking

SET_LT_WN002
Mat Walnut, Lacquered
Dim 400 × 600 × 749 mm
15.8 × 23.6 × 29.5 in
MOQ 1



Folding Tray Table, Tall – Non-locking

SET_FT_WN002
Mat Walnut, Lacquered
Dim 400 × 600 × 749 mm
15.8 × 23.6 × 29.5 in
MOQ 1



Folding Tray Table, Short – Non-locking

SET_FT_WN001
Mat Walnut, Lacquered
Dim 400 × 600 × 459 mm
15.8 × 23.6 × 18.1 in
MOQ 1

Watch the Video



Wave Tray

Understated elegance complements the underlying innovation behind the Wave Tray. Designed with a robust non-slip rubber over moulding, the tray surface will never peel, meaning reduced replacements and a dishwasher safe, hard-performing finish. The tray's miniature locating feet are intelligently engineered to allow for aeration when stacked, with no water build up or residue, enabling reduced maintenance and a consistent, high-quality experience.



Wave Tray	
TA_SGW	
Mat	ABS
Dim	460 × 318 × 25 mm 18.1 × 12.5 × 1 in
MOQ	1
Note	Features: Anti-slip functionality

Classic And Service Trolleys

Available with or without folding sides, our durable trolleys feature a reinforced frame and are ideal for front-of-house service. Custom glass inserts are available upon request. Trolleys are available in natural and black lacquered oak.



Trolley with Folding Sides	
TO_LDTBLK	
Mat	Black, Lacquered
MOQ	1
TO_LDT	
Mat	Oak, Lacquered
MOQ	1
Dim	1922 × 585 × 954 mm 75.7 × 23 × 37.5 in
Note	Fits: Craster Service Trays Features: Rubber Bumpers, Locking Castors, Brushed Stainless Steel Handle



Black Service Tray Trolley	
TO_LDTBNF	
Mat	Black, Lacquered
MOQ	5
TO_LDTNF	
Mat	Oak, Lacquered
MOQ	5
Dim	1075 × 585 × 954 mm 42.3 × 23 × 37.5 in
Note	Fits: Craster Service Trays Features: Rubber Bumpers, Locking Castors, Brushed Stainless Steel Handle Assembly required



Black Modern Tray Trolley	
TO_CCTOB	
Mat	Black, Lacquered
MOQ	1
TO_CCTO	
Mat	Oak, Lacquered
MOQ	5
Dim	915 × 535 × 959 mm 36 × 21 × 37.8 in
Note	Fits: Craster Modern Trays Features: Rubber Bumpers, Locking Castors, Brushed Stainless Steel Handle Assembly required

Conference & Events



Line Table


Line is a unique folding table solution at the fore of space design. The lightweight, hygienic tops and compact folding leg system combine to offer advances in the evolution of linenless table design.

Line Table pairs operational innovation in intuitive, single-person setup and hygienic surfaces with a residential, discreet aesthetic.



Watch the Video





Intuitive Set-Up

Intuitive locking system and ergonomic grip for seamless set-up, breakdown and changeover. No tools required.

Wipe-Clean Hygiene

Each table features an intuitive locking system, with ergonomic grip for single-person seamless set-up, breakdown and change over. ISO 22196 compliant laminate tops offer wipe-clean ease.

Compact Storage

Legs collapse to 42mm (1.7 inches), with tops slotting underneath on the trolley for class-leading storage density back-of-house.



Line Table System

The Line Table System is available in two sizes – 1800mm and 1500mm – and in four different shapes – rectangular, classroom, trapezoid and half round – to create various configurations to suit any space requirement.

Line consists of five different elements: table tops, legs, modesty panels (optional), cable management (optional) and trolleys.

Also available in dimensions 1800 × 600 mm and 1500 × 600 mm.



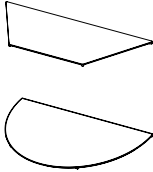

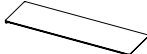
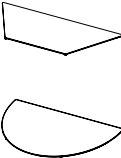
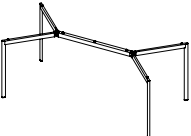



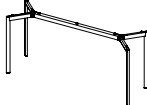

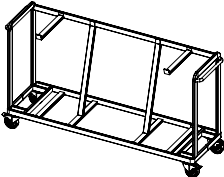
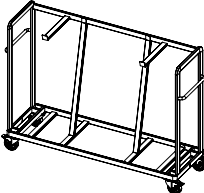
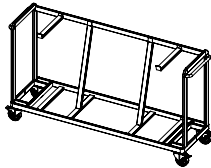
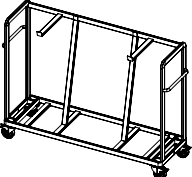
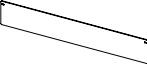
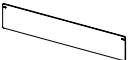
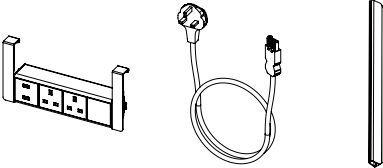
Please contact your Craster representative for further information.

1800 Range

1800 × 900 mm
71 × 35.4 in

1500 Range

1500 × 750 mm
59 × 29.5 in

Table Tops	 1800 Rectangle	 1800 Classroom	 1800 Trapezoid / Half Round	 1500 Rectangle	 1500 Classroom	 1500 Trapezoid / Half Round
Legs	 1800 Rectangle	 1800 Classroom	 1800 Trapezoid / Half Round	 1500 Rectangle	 1500 Classroom	 1500 Trapezoid / Half Round
Storage Trolleys	 1800 Rectangle / Classroom	 1800 Trapezoid / Half Round	 1500 Rectangle / Classroom	 1500 Trapezoid / Half Round		
Modesty Panels	 1800			 1500		
Cable Management						





• Denotes 'Gold' product

Line Table Tops

Line Table top sizes and shapes are shown below. Table top finish customisation is available – see below for options.
Also available in dimensions 1800 × 600 mm and 1500 × 600 mm.
Please contact your Craster representative for further information.















			
Line 1800 Rectangle Top	Line 1800 Classroom Top	Line 1800 Trapezoid Top	Line 1800 Half Round Top
CB_TR1890 (*B11, *B13, *D15, * B42, *D45, *B01)	CB_TC1845 (*B11, *B13, *D15, * B42, *D45, *B01)	CB_TT1890 (*B11, *B13, *D15, * B42, *D45, *B01)	CB_TH1890 (*B11, *B13, *D15, * B42, *D45, *B01)
Mat HPL, PU Edge	Mat HPL, PU Edge	Mat HPL, PU Edge	Mat HPL, PU Edge
Dim 1800 × 900 × 25 mm 71 × 35.4 × 1 in	Dim 1800 × 450 × 25 mm 71 × 17.7 × 1 in	Dim 1800 × 780 × 25 mm 71 × 30.7 × 1 in	Dim 1800 × 900 × 25 mm 71 × 35.4 × 1 in
MOQ 10	MOQ 10	MOQ 10	MOQ 10
			
Line 1500 Rectangle Top	Line 1500 Classroom Top	Line 1500 Trapezoid Top	Line 1500 Half Round Top
CB_TR1575 (*B01, *B11, *B13, *D15, * B42, *D45)	CB_TC1545 (*B01, *B11, *B13, *D15, * B42, *D45)	CB_TT1575 (*B11, *B13, *D15, * B42, *D45, *B01)	CB_TH1575 (*B11, *B13, *D15, * B42, *D45, *B01)
Mat HPL, PU Edge	Mat HPL, PU Edge	Mat HPL, PU Edge	Mat HPL, PU Edge
Dim 1500 × 750 × 25 mm 59 × 29.5 × 1 in	Dim 1500 × 450 × 25 mm 59 × 17.7 × 1 in	Dim 1500 × 650 × 25 mm 59 × 25.6 × 1 in	Dim 1500 × 750 × 25 mm 59 × 29.5 × 1 in
MOQ 10	MOQ 10	MOQ 10	MOQ 10

Table Tops And Edge

					
B11 Tobacco + Black	B13 Light Walnut + Black	D15 Acacia + Grey	B42 Dark Marble + Black	D45 White Marble + Grey	B01 Érable + Black



• Denotes 'Gold' product

Line Table Legs

Line Table legs are shown in Black (B00) below. Table leg finish customisation is available – see below for options.



Line 1800 Rectangle Legs

CB_LR1890 (*B00, *D00)

Mat Powder Coated Steel

Open

Dim 1800 × 900 × 722 mm
71 × 35.4 × 28.4 in

Folded

Dim 2174 × 42 × 722 mm
85.6 × 1.7 × 28.4 in

MOQ 20

Note Fits: 1800 Rectangle products



Line 1800 Classroom Legs

CB_LC1845 (*B00, *D00)

Mat Powder Coated Steel

Open

Dim 1800 × 450 × 722 mm
71 × 17.7 × 28.4 in

Folded

Dim 1987 × 42 × 722 mm
78.2 × 1.7 × 28.4 in

MOQ 20

Note Fits: 1800 Classroom products



Line 1800 Trapezoid / Half Round Legs

CB_LT1890 (*B00, *D00)

Mat Powder Coated Steel

Open

Dim 1800 × 780 × 722 mm
71 × 30.7 × 28.4 in

Folded

Dim 1993 × 42 × 722 mm
78.5 × 1.7 × 28.4 in

MOQ 20

Note Fits: 1800 Trapezoid products



Line 1500 Rectangle Legs

CB_LR1575 (*B00, *D00)

Mat Powder Coated Steel

MOQ 20

Open

Dim 1500 × 750 × 722 mm
59 × 29.5 × 28.4 in

Folded

Dim 1812 × 42 × 722 mm
71.3 × 1.7 × 28.4 in

Note Fits: 1500 Rectangle products



Line 1500 Classroom Legs

CB_LC1545 (*B00, *D00)

Mat Powder Coated Steel

MOQ 20

Open

Dim 1500 × 450 × 722 mm
59 × 17.7 × 28.4 in

Folded

Dim 1687 × 42 × 722 mm
66.4 × 1.7 × 28.4 in

Note Fits: 1500 Classroom products



Line 1500 Trapezoid / Half Round Legs

CB_LT1575 (*B00, *D00)

Mat Powder Coated Steel

Open

Dim 1500 × 650 × 722 mm
59 × 25.6 × 28.4 in

Folded

Dim 1658 × 42 × 722 mm
65.3 × 1.7 × 28.4 in

MOQ 20

Note Fits: 1500 Trapezoid products

Legs



B00
Black



D00
Grey



• Denotes 'Gold' product

Line Modesty Panels

Line Table modesty panels are shown in Black (B00) below. Modesty panel customisation is available – see below for options.

	
Line 1800 Rectangle / Classroom Modesty Panel	Line 1500 Rectangle / Classroom Modesty Panel
CB_MRCF5 (*B00, *D00)	CB_MRBE5 (*B00, *D00)
Mat PET Fiber	Mat PET Fiber
Dim 1686 × 280 × 10 mm 66.4 × 11 × 0.4 in	Dim 1386 × 280 × 10 mm 54.6 × 11 × 0.4 in
MOQ 40	MOQ 40
Modesty Panel	

- 

B00
Black
- 

D00
Light Grey

Line Cable Management

Line Table power units have been designed to fit discreetly beneath tables, with a subtle cable management sleeve to reduce trip hazards and unsightly wires. Equipped with male and female sockets, each unit can be daisy chained together, with magnetic clips provided to channel cables discreetly along table frames. Intelligently-designed USB A and C outlets for mobile and laptop charging may be toggled in and out and replaced without affecting adjacent sockets.







Available in North American, EU (Schuko), UK/IRL and Japanese sockets as standard. Other regional sockets available upon request.

	
Line Under Desk Power Set	Line Cable Management Sleeve
CB_PSUUK	CB_CAAA6B00
MOQ 1	Mat Rigid UPVC
Note 2 plugs, A+C USB port Includes 1 × 1.5 Metres cable, 1 × cable sleeve	Dim 57 × 27 × 658 mm 2.2 × 1.1 × 25.9 in
CB_PDUK	MOQ 1
Note 2 plugs, A+C USB port Includes 1 × daisy chain cable, 5 × magnetic clips. Available in regional options	

Materials and Colours

Line Table tops are made from HPL with a durable Reef edge; table legs are available in complementing colours. Craster recommends the material and colour selection below. Bespoke options are available upon request. Our standard top comes as Erable and Black (B01). For bespoke colours, a minimum order quantity may apply.

Table Tops And Edge

					
B11 Tobacco + Black	B13 Light Walnut + Black	D15 Acacia + Grey	B42 Dark Marble + Black	D45 White Marble + Grey	B01 Érable + Black

Legs

	
B00 Black	D00 Grey

Modesty Panel

	
B00 Black	D00 Light Grey

Line 1800 Rectangle–B11 Tobacco + Black



Line 1500 Rectangle–B13 Light Walnut + Black



Line 1800 Classroom–D15 Acacia + Grey



Line 1500 Classroom–B42 Dark Marble + Black



Line 1800 Trapezoid–D45 White Marble + Grey



Line 1500 Trapezoid–B01 Érable + Black



Line 1800 Half Round–B11 Tobacco + Black



Line 1800 Rectangle–B13 Light Walnut + Black





• Denotes 'Gold' product

Line Trolleys

Line Table trolleys conveniently store 8 tops and legs, enabling the Line System's convenient transport before and after changeover.



Line 1800 Rectangle / Classroom Trolley

CB_SRCA3B00	
Mat	Mild Steel
Dim	2339 × 550 × 1210 mm 92 × 21.6 × 47.6 in
MOQ	2
Note	Each Trolley can fit 8 tops and legs



Line 1800 Trapezoid / Half Round Trolley

CB_STCF3B00	
Mat	Mild Steel
Dim	2158 × 550 × 1385 mm 84.9 × 21.6 × 54.5 in
MOQ	2
Note	Each Trolley can fit 8 tops and legs



Line 1500 Rectangle / Classroom Trolley

CB_SRBA3B00	
Mat	Mild Steel
Dim	1977 × 550 × 1060 mm 77.8 × 21.6 × 41.7 in
MOQ	2
Note	Each Trolley can fit 8 tops and legs



Line 1500 Trapezoid / Half Round Trolley

CB_STBE3B00	
Mat	Mild Steel
Dim	1823 × 550 × 1310 mm 71.8 × 21.6 × 51.6 in
MOQ	2
Note	Each Trolley can fit 8 tops and legs

Link Table

Introducing the Link Table System, a sleek events and display table for the F&B and C&E space. Intelligently designed for intuitive setup, Link has been engineered for flexible configurations.

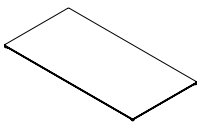
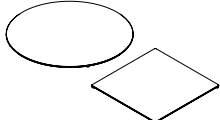

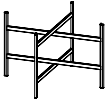
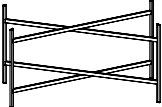
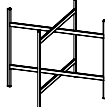
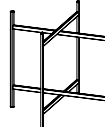
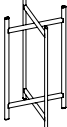
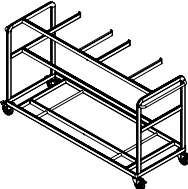

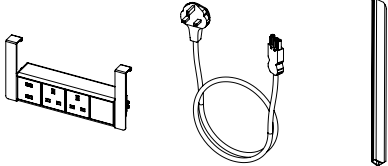
The Link range has been designed to complement our Line system for a seamless aesthetic across and between spaces. With a slender elliptical leg profile and central folding mechanism for easy storage, Link pairs with Line beautifully in front of house presentation and minimises back of house storage.

There are three table heights (1100, 900 and 740 mm) with options of toughened glass or HPL tops. New for 2024, the slimmer cocktail table footprint expands the Link range for flexible events spaces.



Link Table System

The innovative Link Table System blends front-of-house poise with back-of-house functionality in a beautiful concept. Available in three shapes - rectangular, round and square - Link tables can be combined with different height legs to create nesting arrangements. Select a shape and material for the top and finish by choosing a leg height (short, medium, tall). New for 2024, the Link 600 series is an ideal cocktail table footprint. Note that 600 series tops and legs do not operate with other Link products.

	800 Range	600 Range
	1600 x 800 mm 63 x 31.5 in	1130ø / 800 x 800 mm 44.5ø / 31.5 x 31.5 in
Table Tops	<div></div> <div>800 Rectangle</div>	<div></div> <div>800 Round / Square</div> <div></div> <div>600 Round</div>
Short Legs		
	800 Short	
Medium Legs		
	800 Medium	800 Medium
Tall Legs		
	800 Tall	600 Tall
Storage Trolleys		
	800 Rectangle	800 Round / Square
Cable Management		



Link Reef Edge Table Tops

A highly resistant innovation, the Reef table top edge ensures longevity in the aesthetic and operation of Conference and Events ranges. The protective Reef edge offers the perfect solution for frequent setup, breakdown and back-of-house storage. Combined with laminate tops, Reef edges provide an unparalleled ease of care.

Our other HPL finishes from Line are available for Rise & Link, dependant on order quantity.



Link Reef Edge Square Table Top

CB_TSQ800 (*B11, *D41)	
Mat	HPL, Reef Edge
Dim	800 × 800 × 22 mm 31.5 × 31.5 × 0.9 in
MOQ	10

Link Reef Edge Round Table Top

CB_TRO800 (*B11, *D41)	
Mat	HPL, Reef Edge
Dim	1130ø × 22 mm 44.5ø × 0.9 in
MOQ	10
CB_TRO400 (*B42, *B11)	
Mat	HPL, Reef Edge
Dim	600ø × 25 mm 23.6ø × 1 in
MOQ	10

Reef Edge Table Tops



B11
Tobacco
+ Black



B42
Dark Marble
+ Black

Link Glass Table Tops

Our toughened glass tops are available in clear or grey glass.



Link Glass Rectangle Table Top

CB_TRE800 (*50, *20)	
Mat	Glass
Dim	800 × 1600 × 22 mm 31.5 × 63 × 0.9 in
MOQ	10

Link Glass Square Table Top

CB_TSQ800 (*50, *20)	
Mat	Glass
Dim	800 × 800 × 22 mm 31.5 × 31.5 × 0.9 in
MOQ	10

Link Glass Round Table Top

CB_TRO800 (*50, *20)	
Mat	Glass
Dim	1130ø × 22 mm 44.5ø × 0.9 in
MOQ	10
CB_TRO400 (*50, *20)	
Mat	HPL, Reef Edge
Dim	600ø × 25 mm 23.6ø × 1 in
MOQ	10

Glass Table Tops



50
Grey




20
Clear



• Denotes 'Gold' product

Link Table Legs

With a slender elliptical leg profile and central folding mechanism, Link Table legs have been intelligently designed to demount quickly for easy storage while retaining an exceptional display front-of-house.



Link Rectangle
Medium Table Leg

CB_LRE890B00	
Mat	Powder Coated Steel
Open	
Dim	1600 × 800 × 880 mm 63 × 31.5 × 34.6 in
Folded	
Dim	1782 × 42 × 880 mm 70.1 × 1.7 × 34.6 in
MOQ	10



Link Square / Round
Tall Table Leg

CB_LSQ811B00	
Mat	Powder Coated Steel
Open	
Dim	800 × 800 × 1080 mm 31.5 × 31.5 × 42.5 in
Folded	
Dim	1131 × 42 × 1080 mm 44.5 × 1.7 × 42.5 in
MOQ	10



Link Square / Round
Medium Table Leg

CB_LSQ890B00	
Mat	Powder Coated Steel
Open	
Dim	800 × 800 × 880 mm 31.5 × 31.5 × 34.6 in
Folded	
Dim	1131 × 42 × 880 mm 44.5 × 1.7 × 34.6 in
MOQ	10



Link Square / Round
Short Table Leg

CB_LSQ874B00	
Mat	Powder Coated Steel
Open	
Dim	800 × 800 × 720 mm 31.5 × 31.5 × 28.3 in
Folded	
Dim	1131 × 42 × 720 mm 44.5 × 1.7 × 28.3 in
MOQ	10



Link Round
Tall Cocktail Table Leg

CB_LSQ411B00	
Mat	Powder Coated Steel
Open	
Dim	430 × 430 × 1080 mm 16.9 × 16.9 × 42.5 in
Folded	
Dim	600 × 42 × 1080 mm 23.6 × 1.7 × 42.5 in
MOQ	10

Legs



B00

Black

Link Trolleys



Link Rectangle Trolley

CB_SRE800B00	
Mat	Powder Coated Steel
Dim	2105 × 755 × 1185 mm 82.9 × 29.7 × 46.6 in
MOQ	1
Note	Each Trolley can fit 6 tops and legs



Link Square / Round Trolley

CB_SSQ800B00	
Mat	Powder Coated Steel
Dim	1305 × 755 × 1185 mm 51.4 × 29.7 × 46.6 in
MOQ	1
Note	Each Trolley can fit 6 tops and legs

Rise Table

The Rise Table System has been intelligently engineered to support a responsive, modular display that is both beautiful and effortlessly assembled.

Rise features a universal locator system allowing folding legs and table tops to be used in any combination. Legs are available in natural, white-washed and stained black oak, and stainless or black steel.

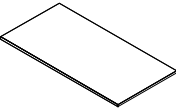
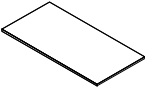
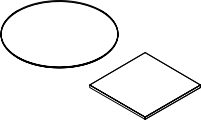
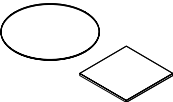
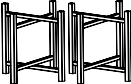
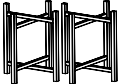


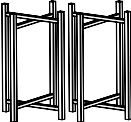
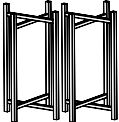
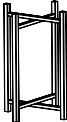

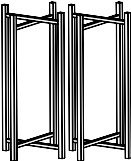
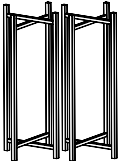


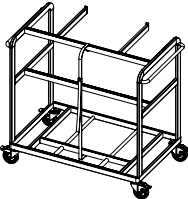
Square, circular and rectangular tops come in wipe-clean glass, antimicrobial HPL with hard-wearing Reef edge or oak veneer.



Rise Table System

Using a universal locating system, the Rise Table System allows you to mix and match any top or legs to create the perfect solution for your buffet.

Select a size series (800 or 700), then select a shape and material for the top and finish by choosing a leg height (short, medium, tall) and a leg finish (stained wenge, painted black ash, and stainless or black steel).

	800 Double	700 Double	800	700
Table Tops	 800 Double Top	 700 Double Top	 800 Top	 700 Top
Short Legs	 800 Short	 700 Short	 800 Short	 700 Short
Medium Legs	 800 Medium	 700 Medium	 800 Medium	 700 Medium
Tall Legs	 800 Tall	 700 Tall	 800 Tall	 700 Tall
Storage Trolleys				



Rise Reef Edge Table Tops

The aesthetic and longevity of the Rise System is ensured by the hard-wearing Reef edge, which offers the perfect solution for frequent set-up, breakdown, and back-of-house storage. Combined with laminate tops, Reef edges offer wipe-clean ease.

Our other HPL finishes from Line are available for Rise & Link, dependant on order quantity.




Rise Reef Edge Rectangle Table Top

CB_UT8140
Mat Érable Wenge HPL, Black Reef Edge
MOQ 10

CB_UT81 (*B11, *B42, *D45)
Mat HPL, Reef Edge
MOQ 10
Dim 800 × 1600 × 25 mm
31.5 × 63 × 1 in
Note Fits: 800 products

CB_UT71 (*B11, *B42, *D45, *40)
Mat HPL, Reef Edge
Dim 700 × 1400 × 25 mm
27.6 × 65.1 × 1 in
MOQ 10
Note Fits: 700 products



Rise Reef Edge Square Table Top

CB_UT8040
Mat Érable Wenge HPL, Black Reef Edge
MOQ 1

CB_UT80 (*B11, *B42, *D45)
Mat HPL, Reef Edge
MOQ 10
Dim 800 × 800 × 25 mm
31.5 × 31.5 × 1 in
Note Fits: 800 products

CB_UT70 (*B11, *B42, *D45, *40)
Mat HPL, Reef Edge
Dim 700 × 700 × 25 mm
27.6 × 27.6 × 1 in
MOQ 10
Note Fits: 700 products

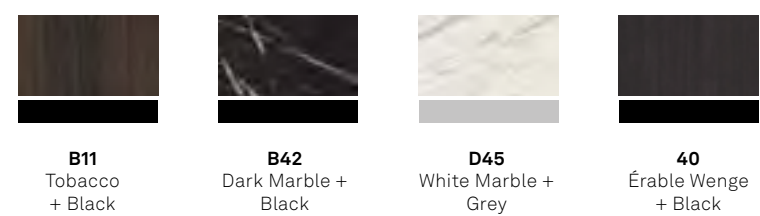


Rise Reef Edge Round Table Top

CB_UT83 (*B11, *B42, *D45, *40)
Mat HPL, Reef Edge
Dim 1130ø × 25 mm
44ø × 1 in
MOQ 10
Note Fits: 800 products

CB_UT73 (*B11, *B42, *D45, *40)
Mat HPL, Reef Edge
Dim 990ø × 25 mm
39ø × 1 in
MOQ 10
Note Fits: 700 products

Reef Edge Table Tops



Rise Veneer Table Tops

Formed of layers of oak veneer and stained to a dark wengé with solid hardwood edging, veneer table tops form an elegant solution for the Rise System.



Rise Veneer Rectangle Table Top

CB_UT8101
Mat Veneer
Dim 800 × 1600 × 25 mm
31.5 × 63 × 1 in
MOQ 10
Note Fits: 800 products

CB_UT7101
Mat Veneer
Dim 700 × 1400 × 25 mm
27.6 × 55.1 × 1 in
MOQ 30
Note Fits: 700 products



Rise Veneer Square Table Top

CB_UT8001
Mat Veneer
Dim 800 × 800 × 25 mm
31.5 × 31.5 × 1 in
MOQ 30
Note Fits: 800 products

CB_UT7001
Mat Veneer
Dim 700 × 700 × 25 mm
27.6 × 27.6 × 1 in
MOQ 30
Note Fits: 700 products

Rise Glass Table Tops

Toughened glass tops enhance the hard-wearing features of Rise. Available in clear, frosted, or grey glass.



Rise Glass Rectangle Table Top

CB_UT81 (*50, *30, *20)
Mat Glass
Dim 800 × 1600 × 22 mm
31.5 × 63 × 0.9 in
MOQ 5
Note Fits: 800 products

CB_UT71 (*50, *30, *20)
Mat Glass
Dim 700 × 1400 × 22 mm
27.5 × 55.1 × 0.9 in
MOQ 5
Note Fits: 700 products



Rise Glass Square Table Top

CB_UT8020
Mat Clear Glass
MOQ 1

CB_UT80 (*50, *30)
Mat Glass
MOQ 5
Dim 800 × 800 × 22 mm
31.5 × 31.5 × 0.9 in
Note Fits: 800 products

CB_UT70 (*50, *30, *20)
Mat Glass
Dim 700 × 700 × 22 mm
27.5 × 27.6 × 0.9 in
MOQ 5
Note Fits: 700 products



Rise Glass Round Table Top

CB_UT83 (*50, *30, *20)
Mat Glass
Dim 1130ø × 22 mm
44.5ø × 0.9 in
MOQ 5
Note Fits: 800 products

CB_UT73 (*50, *30, *20)
Mat Glass
Dim 990ø × 22 mm
39ø × 0.9 in
MOQ 5
Note Fits: 700 products

Glass Table Tops



50

Grey



30

Frosted



20

Clear

• Denotes 'Gold' product

Rise Table Legs

Rise Table legs are available in three heights, with material options of stained wenge, painted black ash, and stainless or black steel.

Link trolleys are compatible with Rise system, see page 133 for options.



Rise 800 Tall Table Leg

CB_UL8401
Mat Stained Wenge
MOQ 30

CB_UL8410
Mat Stainless Steel
MOQ 30

CB_UL8420
Mat Black Powder Coated Steel
MOQ 30

Open
Dim 787 × 787 × 1090 mm
31 × 31 × 42.9 in

Folded
Dim 826 × 73/95 × 1090 mm
32.5 × 2.9/3.7 × 42.9 in
Note Fits: 800 products



Rise 800 Medium Table Leg

CB_UL8201
Mat Stained Wenge
MOQ 30

CB_UL8210
Mat Stainless Steel
MOQ 30

CB_UL8220
Mat Black Powder Coated Steel
MOQ 30

Open
Dim 787 × 787 × 890 mm
31 × 31 × 35 in

Folded
Dim 826 × 73/95 × 890 mm
32.5 × 2.9/3.7 × 35 in
Note Fits: 800 products



Rise 800 Short Table Leg

CB_UL8101
Mat Stained Wenge
MOQ 30

CB_UL8110
Mat Stainless Steel
MOQ 30

CB_UL8120
Mat Black Powder Coated Steel
MOQ 30

Open
Dim 787 × 787 × 690 mm
31 × 31 × 27.2 in

Folded
Dim 826 × 73/95 × 690 mm
32.5 × 2.9/3.7 × 27.2 in
Note Fits: 800 products



Rise 700 Tall Table Leg

CB_UL74 (*01, *10, *20)
Mat See options below
Open
Dim 696 × 696 × 1090 mm
27.4 × 27.4 × 42.9 in

Folded
Dim 734 × 73/95 × 1090 mm
28.9 × 2.9/3.7 × 42.9 in
MOQ 30
Note Fits: 700 products



Rise 700 Medium Table Leg

CB_UL72 (*01, *10, *20)
Mat See options below
Open
Dim 696 × 696 × 890 mm
27.4 × 27.4 × 35 in

Folded
Dim 734 × 73/95 × 890 mm
28.9 × 2.9/3.7 × 35 in
MOQ 30
Note Fits: 700 products



Rise 700 Short Table Leg

CB_UL71 (*01, *10, *20)
Mat See options below
Open
Dim 696 × 696 × 690 mm
27.4 × 27.4 × 27.2 in

Folded
Dim 734 × 73/95 × 690 mm
28.9 × 2.9/3.7 × 27.2 in
MOQ 30
Note Fits: 700 products

Legs



01

Stained Wenge



10

Stainless Steel



20

Black Powder
Coated Steel

Bedroom





• Denotes 'Gold' product

Tea Service

Simple, elegant hospitality tea and coffee presentation pieces in lavish materials.



Walnut Three-Piece Luxury Tea Set

TA_LTSFW

Mat Walnut

Large Tray

Dim 427 × 292 × 25 mm
16.8 × 11.5 × 1 in

Small Tray

Dim 280 × 162 × 25 mm
11 × 6.4 × 1 in

Tea Caddy

Dim 280 × 77 × 87 mm
11 × 3 × 3.4 in

MOQ 1



Large Walnut Tea Tray

TA_LTSFW.1

Mat Walnut

Dim 427 × 292 × 25 mm
16.8 × 11.5 × 1 in

MOQ 1



Small Walnut Tea Tray

TA_LTSFW.2

Mat Walnut

Dim 280 × 162 × 25 mm
11 × 6.4 × 1 in

MOQ 1



Walnut Tea Caddy

TA_LTSFW.3

Mat Walnut

Dim 280 × 77 × 87 mm
11 × 3 × 3.4 in

MOQ 1

Amenities Presentation

Craster’s select range of exquisite products for the bedroom and bathroom environment. Strong, durable materials mean these products can withstand moisture-rich environments.



Walnut Tissue Box

AP_364_W
Mat Walnut
Dim 132×132×137 mm
5.2×5.2×5.4 in
MOQ 1



Faux Leather Tissue Box

AP_367_H
Mat Espresso Brown Faux Leather / Suede Inner
Dim 138×138×140 mm
5.4×5.4×5.5 in
MOQ 100



Faux Leather Laundry Box

AP_LB005
Mat Espresso Brown Faux Leather / Suede Inner
Dim 380×300×130 mm
14.9×11.8×5.1 in
MOQ 50



Faux Leather Box

AP_LB004
Mat Espresso Brown Faux Leather / Suede Inner
Dim 200×265×55 mm
7.8×10.4×2.2 in
MOQ 50
Note Customisable inserts available



Faux Leather Waste Bin

AP_367_G
Mat Espresso Brown Faux Leather with Stainless Steel Rim and Removable Fire Resistant Metal Liner
Dim 209×209×257 mm
8.2×8.2×10.1 in
MOQ 25

• Denotes 'Gold' product



Stainless Steel Tissue Box

AP_317_J
Mat Stainless Steel
Dim 122×122×135 mm
4.8×4.8×5.3 in
MOQ 1



Stainless Steel Soap Dish

AP_317_K
Mat Stainless Steel
Dim 100×60×20 mm
3.9×2.4×0.8 in
MOQ 1

Luggage Racks

Luggage racks combine rigid construction and beautifully finished materials. The integrated backboard prevents luggage from damaging the walls.



Luggage Rack with Backboard

SR_LUGBO	SR_LUGBW
Mat Oak	Mat Walnut
Dim 655 × 417 × 530 mm 25.8 × 16.4 × 20.9 in	
MOQ 40	
Note Materials available depending on order quantity	



Bedroom Luggage Rack

SR_LUGBLK	SR_LUGW
Mat Black	Mat Walnut
SR_LUGO	
Mat Oak	
Dim 655 × 417 × 466 mm 25.8 × 16.4 × 18.3 in	
MOQ 40	
Note Materials available depending on order quantity	

Materials and Colours



Oak



Walnut



Mahogany



Black

Shaker Bins and Storage

Made from fine Scandinavian AeroPLY in the tradition of 19th century American Shaker community, the Shaker range adds a touch of luxury to the bedroom or bathroom.



Shaker Large Luxury Waste Bin

SH_LWBW
Mat Birch Stained Walnut
MOQ 1
SH_LW003
Mat Birch Stained Black
MOQ 1
Dim 325 × 247 × 305 mm 12.7 × 9.7 × 12 in



Shaker Small Luxury Waste Bin

SH_LW001
Mat Birch Stained Walnut
MOQ 60
SH_LW002
Mat Birch Stained Black
MOQ 60
Dim 240 × 180 × 225 mm 9.4 × 7.1 × 8.8 in

Materials and Colours



Walnut



Black



Printed on FSC certified paper. Please recycle this Craster publication.

Separate cover and binding from pages. Pages are widely recyclable.

Consult your local recycling guidelines for cover and binding.



***To discover more, visit us online or contact the team:
info@craster.com***

CRASTER LTD

Suite 216, Great Western Studios
65 Alfred Road, London W2 5EU

www.craster.com

Europe +44 (0) 203 004 4750 – USA +1 732 543 7862



Give us a call, we'll answer:

J. FAGAN HOSPITALITY

MANUFACTURER'S REPRESENTATIVES

Tel: 1 267 987 8855 | 1 202 743 3071

Email: JAMES@JFAGANHOSPITALITY.COM

www.JFAGANHOSPITALITY.com

Insta: @JFAGANHOSPITALITY

Craster Ltd.
Great Western Studios
65 Alfred Road
London W2 5EU

(UK) +44 (0)203 004 4750
(USA) +1 732 543 7862
info@craster.com
www.craster.com

craster

